

# WEAPON SYSTEMS

MILITARY AND LAW ENFORCEMENT





# OUR TRADITION MEANS CONSISTENCY.

THE STORY OF HECKLER & KOCH STARTED IN 1949. THE DEVELOPMENT OF THE G3 AND THE INTRODUCTION OF THIS MILESTONE AS THE INFANTRY RIFLE FOR THE GERMAN ARMY IN 1956 WERE THE FIRST STEPS ON THE ROAD TO BECOMING A WEAPONS MANUFACTURER OF EXCELLENCE. EVEN THEN OUR STRATEGY, WHICH HAS NOT CHANGED OVER THE YEARS, WAS: NO COMPROMISE.

To be consistent means to accept no compromise throughout our product range. For us, this means using only premium materials, utilising only the most advanced manufacturing processes, and striving continuously towards innovation. The safety of the user and excellence in after sales support are central to this philosophy.

This is why our small arms products are the first choice for the military and the police forces of many NATO countries and their allies.

The Heckler & Koch “Weapons Range” philosophy optimises logistics and economics that result in minimum long term cost and maintenance of the product for the customer. Our refusal to compromise in manufacturing and design ensures the maximum durability of the weapon and results in financial benefits in the long term.

The care and commitment we put into the manufacture of our products is at the centre of our relationship with our customers, employees and the environment. In this way, we create the basis of our own future as an innovative company.



# CONTENT

PISTOLS.....	3
SUBMACHINE GUNS.....	15
ASSAULT RIFLES.....	27
MACHINE GUNS.....	43
PRECISION RIFLES.....	51
40 MM SYSTEMS.....	57
GRENADE MACHINE GUN GMG.....	63
TRAINING SYSTEMS.....	69
LOCATIONS.....	75

**QUALITY**  
**INNOVATION**  
**SERVICE**  
**SAFETY**



# PISTOLS

# P30

THE P30 STANDS FOR SYSTEMATIC SAFETY. THIS IS NOT JUST AN EMPTY PROMISE, BUT RATHER A USER-ORIENTED PERFORMANCE COMMITMENT THAT WAS PURSUED WITH NO COMPROMISES IN THE DEVELOPMENT AND ENGINEERING OF THE P30. THE RESULT IS A TOP-QUALITY SERIES OF PISTOLS THAT COMBINES MAXIMUM SAFETY WITH PERFECT FUNCTIONALITY.

WITH A STRIKING DESIGN AND REFINED DETAILS. IN ADDITION TO ITS WELL-KNOWN RELIABILITY, THE P30 IS ESPECIALLY NOTABLE FOR ITS COMPLETELY REDESIGNED GRIP ERGONOMICS. THE EASILY EXCHANGEABLE GRIP SHELLS (RIGHT/LEFT) ARE A UNIQUE FEATURE OF THE WEAPON. TOGETHER WITH THE EXCHANGEABLE BACK STRAP, THIS MEANS THAT THE PISTOL PROVIDES MAXIMUM ADAPTABILITY TO ANY HAND SIZE – FOR BOTH MEN AND WOMEN. WHAT IS MORE, THE STANDARDISED MIL-STD 1913 PICATINNY RAIL AT THE FRONT OF THE P30'S PISTOL GRIP PROVIDES GREATER FLEXIBILITY WHEN MOUNTING ADDITIONAL, TACTICAL ACCESSORIES.

### P30FX SIMUNITION | 9 MM FX

Training pistol without external safety lever. Available trigger systems: CDA/DA, CDA, SA/DA, DAO. *Please see the Training systems section for more information.*



Colour: ■ Light blue

### P30CM | 11.4 MM CM

Colour marker training pistol without external safety lever. Available trigger systems: CDA/DA, CDA, SA/DA, DAO. *Please see the Training systems section for more information.*



Colour: ■ Light blue

### P30/P30S | 9 MM X 19/.40S&W

Model in calibre 9 mm x 19 and .40 S&W, with/without external safety lever. Available trigger systems: CDA/DA, CDA, SA/DA, DAO.



Colour: ■ Black

### P30L/P30LS | 9 MM X 19

Model in calibre 9 mm x 19 with extended bolt group/barrel, with/without external safety lever. Available trigger systems: CDA/DA, CDA, SA/DA, DAO.



Colour: ■ Black

### P30SD | 9 MM X 19

Model in calibre 9 mm x 19 with extended barrel featuring a thread to mount silencers. Available trigger systems: CDA/DA, CDA, SA/DA, DAO.



Colour: ■ Black

Fig. P30



**BARREL**

Cold-hammered barrel with polygonal profile. Guarantees long service life and outstanding shooting accuracy.

**BOLT CATCH LEVER**

Ambidextrous operation. Ambidextrous and easy operation using your thumb or index finger. Cannot be lost when the pistol is disassembled.

**BOLT GROUP**

Manufactured from high-strength, nitrocarbonised steel.

**AUTOMATIC HAMMER AND FIRING PIN SAFETY MECHANISM**

**TRIGGER GUARD**

Generously dimensioned. Also suitable for shooting with gloves.

**MAGAZINE**

Optionally with coloured follower.

**MAGAZINE RELEASE LEVER**

Ambidextrous operation using your thumb or index finger without changing the grip position.

Fig. P30S



**3-DOT SIGHT**

With high-performance luminescent (non-radioactive) contrast points. Optional tritium sights available.

**MIL-STD-1913 PICATINNY RAIL**  
Interface to mount tactical accessories.

**LOADED CHAMBER INDICATOR**

Optional. The extractor provides a visual indication of whether there is a round in the chamber.

**SAFETY LEVER**

Ambidextrous operation. This operating lever can be used to carry the pistol "cocked and safe".

# P30

**BARREL/BOLT GROUP**

P30L/P30LS variants feature an extended barrel and bolt group. This gives the pistol a longer line of sight.

**SAFETY LEVER**

The P30LS, like the P30S, features an external ambidextrous safety lever.

**BARREL**

Extended barrel featuring a thread to mount silencers.

Fig. P30LS



Fig. P30SD



**TRIGGER AND SAFETY SYSTEMS, EQUIPMENT CHARACTERISTICS**

VARIANT	TRIGGER SYSTEM <sup>1</sup>	TRIGGER PULL (APPROX.)			TRIGGER TRAVEL (APPROX.)		SAFETY SYSTEM <sup>2</sup>	HAMMER	
		CDA	SA	DA	SA	DA		WITH SPUR	WITHOUT SPUR
P30 V0	CDA/DA	24 N	–	51 N	–	14 mm	A, E (S)	X	–
P30 V1	CDA	24 N	–	–	–	14 mm	A (S)	–	X
P30 V2	CDA	32.5 N	–	–	–	14 mm	A (S)	–	X
P30 V3	SA/DA	–	24 N	51 N	7 mm	14 mm	A, E (S)	X	–
P30 V4	CDA	27.5 N	–	–	–	14 mm	A (S)	–	X
P30 V6*	DAO	–	–	39 N	–	14 mm	A	–	X

<sup>1</sup> CDA = Combat Defence Action (hammer with integrated cocking piece), SA = Single Action, DA = Double Action, DAO = Double Action Only | <sup>2</sup> A = Automatic hammer and firing pin safety mechanism, E = Decocked, (S) = Ambidextrous operation of safety lever (P30S/P30LS) | \* P30S/P30LS not available in this variant | X = Model equipment depending on the variant

SUBJECT TO CHANGE.

P30L

P30



**TACTICAL LIGHT**  
Example: P30 with mounted tactical light. Available as an accessory.

# PERFECT ERGONOMICS. SOPHISTICATED DETAILS.

M

S

L



**BACK STRAP**  
Exchangeable. Available sizes:  
S, M and L.

**DECOCKING LEVER/HAMMER**  
Depending on the variant. Example:  
decocking lever, hammer with spur.

**HAMMER**  
Depending on the variant. Example: Hammer  
without spur.

L


S

M

M

S

L



**GRIP SHELLS**  
Exchangeable on the left and right.  
Available sizes: S, M and L.

# HK45

THE HK45 AND HK45C IN CALIBRE .45 WERE ORIGINALLY DEVELOPED AS CANDIDATES FOR THE JOINT COMBAT PISTOL (JCP) AND COMBAT PISTOL (CP) PROGRAMME OF THE US ARMED FORCES. THE DESIGN OF THE PISTOL IS LARGELY BASED ON THE USP45. BOTH THE HK45 FULL SIZE AND THE HK45 COMPACT FEATURE EXCHANGEABLE BACK STRAPS, ONE MIL-STD-1913 PICATINNY RAIL, IMPROVED ERGONOMICS AND AMBIDEXTROUS OPERATING ELEMENTS. BOTH MODELS ARE AVAILABLE WITH SA/DA (SINGLE ACTION/DOUBLE ACTION) OR DAO (DOUBLE ACTION ONLY) TRIGGER. THE TACTICAL MODELS OF BOTH PISTOLS FEATURE AN EXTENDED BARREL WITH A THREAD TO ADAPT A SILENCER.

## HK45 | .45 ACP

Pistol in calibre .45 ACP with external safety lever. Available trigger systems: SA/DA and DAO.



**Colour:**

- Black
- Tan
- Olive

## HK45 TACTICAL | .45 ACP

Pistol in calibre .45 ACP external safety lever and silencer barrel. Available trigger systems: SA/DA and DAO.



**Colour:**

- Black
- Tan
- Olive

## HK45C | .45 ACP

Pistol in calibre .45 ACP with external safety lever. Available trigger systems: SA/DA and DAO.



**Colour:**

- Black
- Tan
- Olive

## HK45C TACTICAL | .45 ACP

Pistol in calibre .45 ACP with external safety lever, silencer barrel and magazine with base pad. Available trigger systems: SA/DA and DAO.



**Colour:**

- Black
- Tan
- Olive



Fig. HK45



**BARREL**  
Cold-hammered barrel with polygonal profile. Guarantees long service life and outstanding shooting accuracy.

**BOLT GROUP**  
With ridge profile for improved grip when manually cocking the weapon.

**BOLT CATCH LEVER**  
Ambidextrous operation. Ambidextrous and easy operation using your thumb or index finger. Cannot be lost when the pistol is disassembled.

**EXTERNAL SAFETY LEVER**  
The external safety lever can be mounted on the left, right or on both sides.

**TRIGGER GUARD**  
Generously dimensioned. Also suitable for shooting with gloves.

**MAGAZINE**  
Steel magazine with 10 rounds

**MAGAZINE RELEASE LEVER**  
Ambidextrous operation using your thumb or index finger without changing the grip position.

Fig. HK45C  
TACTICAL



**3-DOT SIGHT**  
With high-performance luminescent (non-radioactive) contrast points.

**BARREL**  
Barrel with thread to enable the use of silencers.

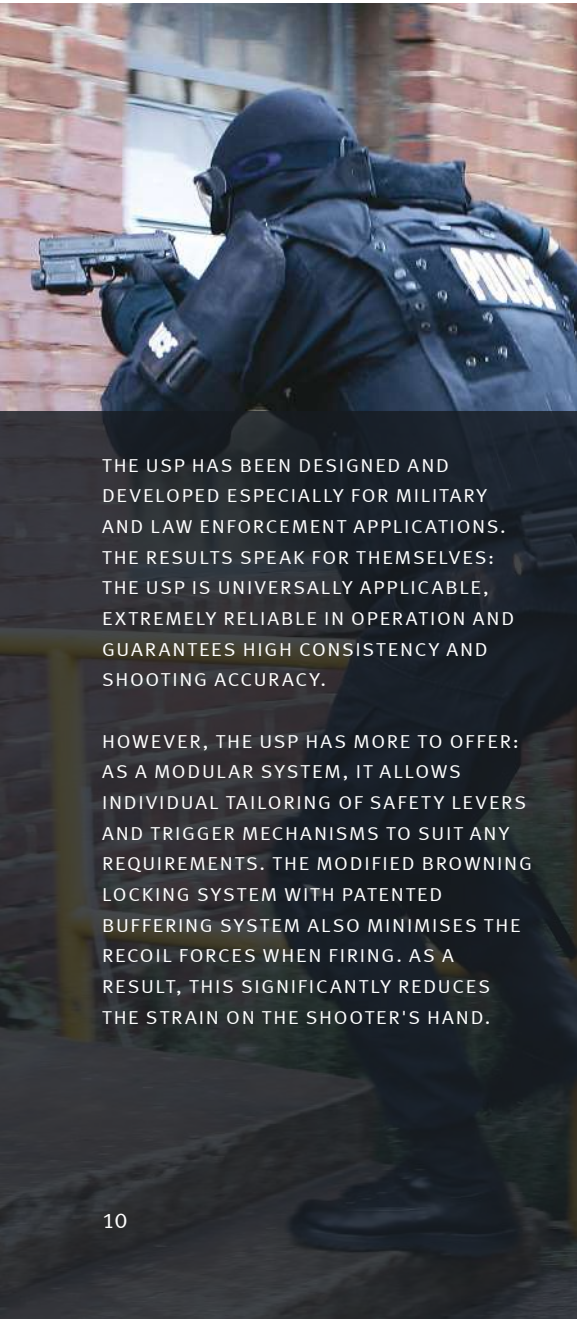
**MIL-STD-1913 PICATINNY RAIL**  
Interface to mount tactical accessories.

**BACK STRAP**  
Exchangeable. Available sizes: S, M and L.

**LOADED CHAMBER INDICATOR**  
The extractor provides a visual indication of whether there is a round in the chamber.

**MAGAZINE**  
With elevated magazine floor plate. As a result, magazine with a capacity of 10 rounds. The standard capacity of compact pistols is 8 rounds.

# USP



THE USP HAS BEEN DESIGNED AND DEVELOPED ESPECIALLY FOR MILITARY AND LAW ENFORCEMENT APPLICATIONS. THE RESULTS SPEAK FOR THEMSELVES: THE USP IS UNIVERSALLY APPLICABLE, EXTREMELY RELIABLE IN OPERATION AND GUARANTEES HIGH CONSISTENCY AND SHOOTING ACCURACY.

HOWEVER, THE USP HAS MORE TO OFFER: AS A MODULAR SYSTEM, IT ALLOWS INDIVIDUAL TAILORING OF SAFETY LEVERS AND TRIGGER MECHANISMS TO SUIT ANY REQUIREMENTS. THE MODIFIED BROWNING LOCKING SYSTEM WITH PATENTED BUFFERING SYSTEM ALSO MINIMISES THE RECOIL FORCES WHEN FIRING. AS A RESULT, THIS SIGNIFICANTLY REDUCES THE STRAIN ON THE SHOOTER'S HAND.

## USP | 9 MM X 19, .40 S&W, .45 AUTO

Model with/without safety/decocking lever. Available in nine variants each. Available trigger systems: SA/DA, DAO and LEM (CDA).



## P8 A1 | 9 MM X 19

Model with special German Armed Forces safety and decocking lever. "Land and grooves" rifling. Available trigger system: SA/DA.



## USP SD | 9 MM X 19

Sample model with safety/decocking lever, extended barrel with thread to mount a silencer, match grade sight with elevation and windage adjustment and optional jet funnel. Available trigger system: SA/DA.



Fig. USP



**BARREL**  
Cold-hammered barrel with polygonal profile. Guarantees long service life and outstanding shooting accuracy.

**BOLT CATCH LEVER**  
Located on the left side.

**SAFETY/DECOCKING LEVER**  
Suitable for mounting on either side or both sides. The safety/decocking lever can also be removed completely.

**UNIVERSAL MOUNTING RAIL**  
For the use of additional, tactical accessories.

**TRIGGER GUARD**  
Generously dimensioned for shooting when wearing gloves.

**MAGAZINE RELEASE LEVER**  
Ambidextrous operation using your thumb or index finger without changing the grip position.

**EYE FOR LANYARD**

**BOLT GROUP**  
Manufactured from high-strength, nitrocarbonsed steel.

**3-DOT SIGHT**  
Optional tritium sights available.

**PISTOL GRIP**  
Manufactured from high-strength, glass fibre reinforced polymer.

**MAGAZINE**  
With a capacity of 15 rounds (9 mm x 19).

**TRIGGER**

**RECOIL BUFFERING SYSTEM**  
The patented buffering system minimises the recoil forces on the pistol components and the shooter's hand.

# USP COMPACT

SMALL, LIGHT, AND WITH HIGH PERFORMANCE. DESPITE ITS SMALL SIZE, THE USP COMPACT IS A FULLY-FLEDGED USP WITH THE SAME CAPABILITIES.

COMPARED WITH THE USP, THE USP COMPACT BOASTS AN ADDITIONAL ADVANTAGE: IT IS INCONSPICUOUS. INCONSPICUOUS BECAUSE IT IS COMPACT ENOUGH TO MAKE IT EVEN EASIER TO CONCEAL THE WEAPON WHEN CARRYING IT.



**3-DOT SIGHT**  
Optional tritium sights available.

**UNIVERSAL MOUNTING RAIL**  
For the use of additional, tactical accessories.

**BOLT CATCH LEVER**  
Located on the left side.

**MAGAZINE**  
Optionally with exchangeable, elevated magazine floor plate.

**SAFETY/DECOCKING LEVER**  
Suitable for mounting on either side or both sides. The safety/decocking lever can also be removed completely.

## USP COMPACT | 9 MM X 19, .40 S&W, .45 AUTO

Model with/without safety/decocking lever. Available in nine variants each. Available trigger systems: SA/DA, DAO and LEM (CDA).



### USP/USP COMPACT TRIGGER AND SAFETY SYSTEMS

VARIANT	TRIGGER SYSTEM <sup>1</sup>	TRIGGER PULL (APPROX.)		TRIGGER TRAVEL (APPROX.)		SAFETY SYSTEM <sup>2</sup>
		SA	DA	SA	DA	
V1	SA/DA	20 N	50 N	7 mm	14 mm	S, E (L)
V2	SA/DA	20 N	50 N	7 mm	14 mm	S, E (R)
V3	SA/DA	20 N	50 N	7 mm	14 mm	E (L)
V4	SA/DA	20 N	50 N	7 mm	14 mm	E (R)
V5	DAO	–	50 N	–	14 mm	S (L)
V6	DAO	–	50 N	–	14 mm	S (R)
V7	DAO	–	50 N	–	14 mm	–
V9	SA/DA	20 N	50 N	7 mm	14 mm	S (L)
V10	SA/DA	20 N	50 N	7 mm	14 mm	S (R)

<sup>1</sup> SA = Single Action, DA = Double Action, DAO = Double Action Only | <sup>2</sup> S = Safe, E = Decocked, (L) = Located on the left, (R) = Located on the right

SUBJECT TO CHANGE.



## TECHNICAL DATA

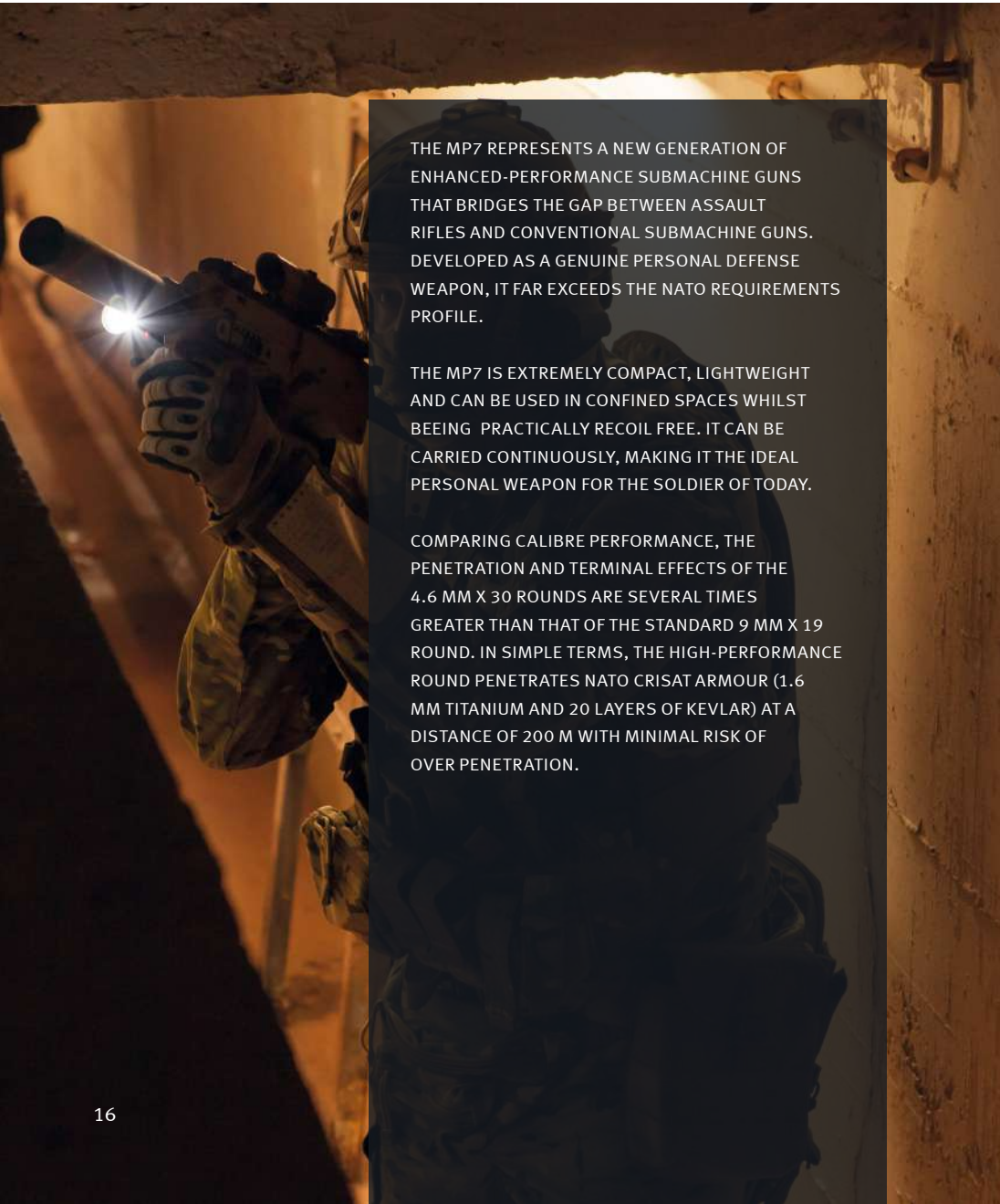
	Calibre	Magazine capacity (rounds)	Sight <sup>1</sup>	DIMENSIONS					WEIGHT		Operating principle
				Length (in mm, approx.)	Width (in mm, approx.)	Height (in mm, approx.)	Barrel length (in mm, approx.)	Sight radius (in mm, approx.)	Weapon with magazine <sup>2</sup> (in kg, approx.)	Magazine <sup>2</sup> (in kg, approx.)	
<b>P30</b>	9 mm x 19	15	3-dot	181	34	138	98	148	0.740	0.093	Recoil-operated with modified Browning locking system
<b>P30</b>	.40 S&W	13	3-dot	181	34	138	98	148	0.780	0.093	
<b>P30S</b>	9 mm x 19	15	3-dot	181	38	138	98	148	0.740	0.093	
<b>P30S</b>	.40 S&W	13	3-dot	181	38	138	98	148	0.780	0.093	
<b>P30L</b>	9 mm x 19	15	3-dot	196	34	138	113	163	0.790	0.093	
<b>P30L</b>	.40 S&W	13	3-dot	196	34	138	113	163	0.830	0.093	
<b>P30LS</b>	9 mm x 19	15	3-dot	196	38	138	113	163	0.790	0.093	
<b>P30LS</b>	.40 S&W	13	3-dot	196	38	138	113	163	0.830	0.093	
<b>P30SD</b>	9 mm x 19	15	3-dot	196	34	138	113	148	0.750	0.093	
<b>P30SD</b>	.40 S&W	13	3-dot	196	34	138	113	148	0.790	0.093	
<b>HK45</b>	.45 ACP	10	3-dot	204	39	144*	113	168	0.880	0.107	
<b>HK45 TACTICAL</b>	.45 ACP	10	3-dot	221	39	144*	130	168	0.890	0.107	
<b>HK45C</b>	.45 ACP	8/10	3-dot	184	39	129	99	152	0.810/0.835	0.093/0.116	
<b>HK45C TACTICAL</b>	.45 ACP	8/10	3-dot	201	39	129	116	152	0.820/0.845	0.093/0.116	
<b>USP</b>	9 mm x 19	15	3-dot	195	32	135	108	158	0.77	0.053	
<b>USP</b>	.40 S&W	14	3-dot	195	32	135	108	158	0.821	0.050	
<b>USP</b>	.45 AUTO	12	3-dot	201	32	142	112	161	0.887	0.098	
<b>USP COMPACT</b>	9 mm x 19	13	3-dot	173	35	127	91	135	0.727	0.080	
<b>USP COMPACT</b>	.40 S&W	12	3-dot	173	35	127	91	135	0.782	0.086	
<b>USP COMPACT</b>	.45 AUTO	8	3-dot	180	35	128	96	143	0.797	0.083	
<b>USP SD</b>	9 mm x 19	15	3-dot	210	38	146	124	167	0.800	0.053	
<b>P8 A1</b>	9 mm x 19	15	3-dot	195	38	135	108	158	0.770	0.053	

<sup>1</sup> Various sights can be mounted | <sup>2</sup> Empty magazine | \*Without floor plate

# SUBMACHINE GUNS



# MP7 A1 / MP7 A2



THE MP7 REPRESENTS A NEW GENERATION OF ENHANCED-PERFORMANCE SUBMACHINE GUNS THAT BRIDGES THE GAP BETWEEN ASSAULT RIFLES AND CONVENTIONAL SUBMACHINE GUNS. DEVELOPED AS A GENUINE PERSONAL DEFENSE WEAPON, IT FAR EXCEEDS THE NATO REQUIREMENTS PROFILE.



THE MP7 IS EXTREMELY COMPACT, LIGHTWEIGHT AND CAN BE USED IN CONFINED SPACES WHILST BEING PRACTICALLY RECOIL FREE. IT CAN BE CARRIED CONTINUOUSLY, MAKING IT THE IDEAL PERSONAL WEAPON FOR THE SOLDIER OF TODAY.

COMPARING CALIBRE PERFORMANCE, THE PENETRATION AND TERMINAL EFFECTS OF THE 4.6 MM X 30 ROUNDS ARE SEVERAL TIMES GREATER THAN THAT OF THE STANDARD 9 MM X 19 ROUND. IN SIMPLE TERMS, THE HIGH-PERFORMANCE ROUND PENETRATES NATO CRISAT ARMOUR (1.6 MM TITANIUM AND 20 LAYERS OF KEVLAR) AT A DISTANCE OF 200 M WITH MINIMAL RISK OF OVER PENETRATION.

## MP7 A1 | 4.6 MM X 30

Equipment: Iron sight, adjustable buttstock with three locking positions, folding forward grip and magazine with 20 rounds.





Colour:  Black  RAL8000

## MP7 A1 SF | 4.6 MM X 30

Equipment: Iron sight, adjustable buttstock with three locking positions, folding forward grip and magazine with 20 rounds. Single-shot version.



Colour:  Black  RAL8000

### MP7 A2 | 4.6 MM X 30

Equipment: Iron sight, Micro T1 red-dot sight with protective lenses, adjustable buttstock three locking positions, magazine with 20 rounds, MIL-STD-1913 Picatinny Triple Rail handguard (3, 6 and 9 o'clock position) and forward grip.



Colour:  Black  RAL8000








### MP7 A1 UTM | 5.56 MM TRAINING SYSTEM

Equipment: Iron sight, adjustable buttstock with three locking positions, folding forward grip, magazine with 20 rounds and MIL-STD-1913 Picatinny rails at the 3 and 9 o'clock positions. *Please refer to the Training systems section for more information.*

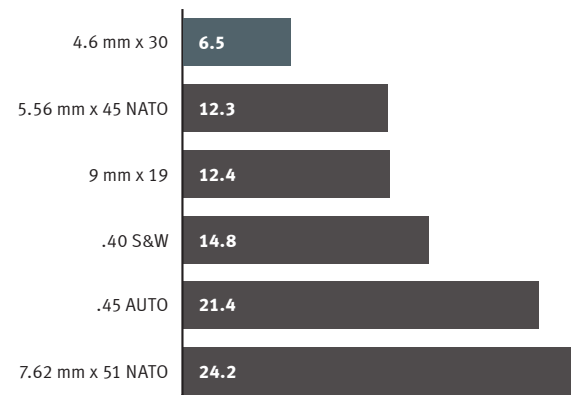


Colour:  Light blue


### 4.6 MM X 30 AMMUNITION FAMILY

	Designation	Bullet weight	Ideal deployment distance	Bullet type	Muzzle velocity	Muzzle energy
	FMJ SX	2.6 g   40 gr	< 100 m	FMJ	620 m/s	500 J
	ACTION SX	2.0 g   31 gr	< 50 m	SHP	690 m/s	475 J
	AP SX	2.0 g   31 gr	< 100 m	solid	680 m/s	460 J
	TRAINING SX	1.7 g   26 gr	< 50 m	JSC	660 m/s	370 J
	FRANGIBLE SX	1.7 g   26 gr	< 50 m	frangible	700 m/s	365 J
	BLANK SX					
	DRILL					

### WEIGHT OF ROUNDS (GRAMS)



### POTENTIAL COMBAT LOAD (ROUNDS)



# MP7 A2

Fig. MP7 A2



**SILENCER**  
With quick-action fastener for fast, easy mounting and dismounting on the flash hider, with no need for tools.

**MIL-STD-1913 PICATINNY RAIL**  
Long Picatinny rail for mounting optional, optical sights.

**CHARGING HANDLE**  
Centrally located to enable ambidextrous operation.

**FRONT SIGHT**  
Example can be folded and adjusted.

**SAFETY/FIRE SELECTOR LEVER**  
Ambidextrous operation.

**REAR SIGHT**  
Example can be folded and adjusted.

**FINGER PROTECTOR**

**HK FORWARD GRIP**

**MAGAZINE RELEASE LEVER**  
Ambidextrous operation.

**MIL-STD-1913 TRIPLE RAIL HANDGUARD**  
U-shaped to mount special accessories at the 3, 6 and 9 o'clock positions. Modular Slim Line handguard including suitability for holsters available as special accessories.

**ADJUSTABLE BUTTSTOCK**  
with 3 locking positions.



# MP7 A1

## HK MP7 MULTI-PURPOSE AMBIDEXTROUS HOLSTER

The MP7 multi-purpose ambidextrous holster can be carried on the thigh, it can be secured to the belt at the hip, carried on the shoulder or concealed by a reversible vest. The weapon is secured to the holster using the lateral Picatinny rail of the MP7 whilst the locking mechanism ensures that the fire selector has to be in the SAFE position before the weapon can be holstered. This added safety feature eliminates the chance of accidentally firing the holstered weapon.



**LOCKING LEVER FOR THE BUTTSTOCK**



**AIMPOINT MICRO-T1**  
Compact red-dot sight with optional protective lenses.

**FLASH HIDER WITH SILENCER INTERFACE**

**BOLT CATCH LEVER**  
Ambidextrous operation.

**SAFETY TRIGGER**

**Fig. MP7 A1**

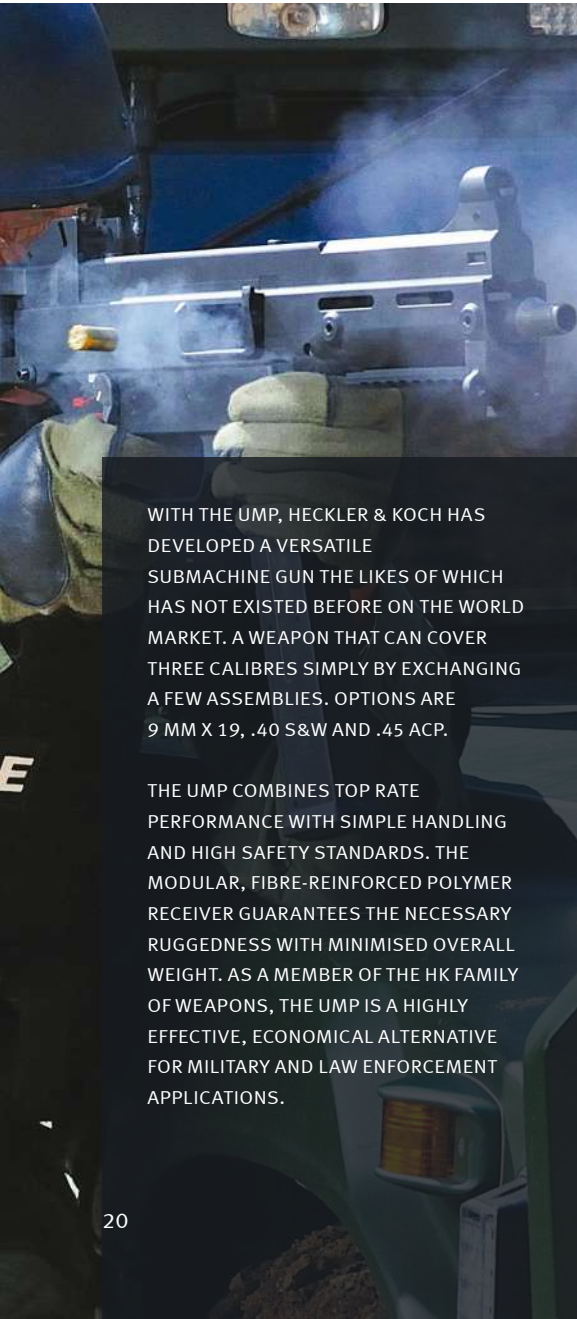
**MAGAZINE**  
With a standard capacity of 20 rounds. Magazines with a capacity of 30 or 40 rounds are also available.

**MIL-STD-1913 MOUNTING RAILS**  
For mounting target aids at the 3 and/or 9 o'clock positions. A special Picatinny rail allows to secure the MP7 to the HK multi-purpose holster. The rail forms part of the scope of delivery of the holster system.



**FORWARD GRIP**  
Can be folded down. For ambidextrous operation of the MP7.

# UMP



WITH THE UMP, HECKLER & KOCH HAS DEVELOPED A VERSATILE SUBMACHINE GUN THE LIKES OF WHICH HAS NOT EXISTED BEFORE ON THE WORLD MARKET. A WEAPON THAT CAN COVER THREE CALIBRES SIMPLY BY EXCHANGING A FEW ASSEMBLIES. OPTIONS ARE 9 MM X 19, .40 S&W AND .45 ACP.

THE UMP COMBINES TOP RATE PERFORMANCE WITH SIMPLE HANDLING AND HIGH SAFETY STANDARDS. THE MODULAR, FIBRE-REINFORCED POLYMER RECEIVER GUARANTEES THE NECESSARY RUGGEDNESS WITH MINIMISED OVERALL WEIGHT. AS A MEMBER OF THE HK FAMILY OF WEAPONS, THE UMP IS A HIGHLY EFFECTIVE, ECONOMICAL ALTERNATIVE FOR MILITARY AND LAW ENFORCEMENT APPLICATIONS.



Fig. UMP 9 mm x 19



Fig. UMP .40 S&W



Fig. UMP .45 ACP



# MP5

PROBABLY THE MOST POPULAR SERIES OF SUBMACHINE GUNS IN THE WORLD, IT OPERATES ACCORDING TO THE PROVEN ROLLER-DELAYED BLOWBACK PRINCIPLE. TREMENDOUSLY RELIABLE, WITH MAXIMUM SAFETY FOR THE USER, EASY TO HANDLE, MODULAR, EXTREMELY ACCURATE AND EXTRAORDINARILY EASY TO CONTROL WHEN FIRING – HK FEATURES THAT ARE PARTICULARLY APPRECIATED BY SECURITY FORCES AND MILITARY USERS WORLDWIDE.

THERE ARE NOW WELL OVER 100 VARIANTS OF THE MP5 AVAILABLE TO COVER THE LARGE NUMBER OF DIFFERENT TACTICAL REQUIREMENTS FOR A WIDE VARIETY OF USERS. WHETHER ON LAND, ON THE WATER OR IN THE AIR – THE MP5 IS UNIVERSALLY APPLICABLE, MAKING IT USABLE IN ALL AREAS AND UNDER ALL CONDITIONS.

**BARREL**  
Suitable for silencers. Free-floating barrel for maximum shooting accuracy.

**CHARGING HANDLE**  
Located on the left side.

**MOUNTING RAIL WITH STANAG 4694 PROFILE**  
Self-adjusting with no need to make readjustments. For mounting optional sights. The STANAG rail can be retrofitted to any MP5.

**SIGHT**  
Iron dioptre sight. Optionally available with tritium (front) sight.

**BUTTSTOCK**  
MP5 with adjustable buttstock (3 locking positions). Optionally the MP5 can be equipped with a fixed buttstock, an adjustable buttstock or an end cap.

**MODULAR SLIM LINE HANDGUARD**  
The modular Slim Line handguard features key holes to individually mount MIL-STD-1913 Picatinny rails at the 3, 6 and 9 o'clock positions. Two rail lengths are available for this handguard variant. The handguard can be retrofitted to any MP5.




Fig. MP5 A5 MLI

Colour:  Black  RAL8000



Fig. MP5 A5



Fig. MP5 A4



Fig. MP5 A3



Fig. MP5 A5 MLI

**SAFETY/FIRE SELECTOR LEVER**  
Ambidextrous operation.

**VARIO-RAY LASER LIGHT MODULE (OPTIONAL)**

**FORWARD GRIP**  
With trigger cable slot.

**MAGAZINE**  
With a capacity of 30 rounds. Optionally with compact 15-round magazine.

**MAGAZINE RELEASE LEVER**  
Ambidextrous operation.

**CARRYING SLING EYE**

**PISTOL GRIP**  
The pistol grip can optionally be replaced by pistol grips with different trigger groups. Example: 0-1-3-D trigger group (safe, single fire, 3-round burst, sustained fire).

**MP5 TRIGGER GROUPS**



**0-1 trigger group**  
Safe  
Single fire



**0-1-2 trigger group**  
Safe  
Single fire  
2-round burst



**0-1-3 trigger group**  
Safe  
Single fire  
3-round burst



**0-1-D trigger group**  
Safe  
Single fire  
Sustained fire



**0-1-2-D trigger group**  
Safe  
Single fire  
2-round burst  
Sustained fire



**0-1-3-D trigger group**  
Safe  
Single fire  
3-round burst  
Sustained fire

# MP5 SD

IN DEVELOPING THE SILENCED MP5 SD, HECKLER & KOCH RESPONDED TO THE SPECIAL REQUIREMENTS OF SPECIAL FORCES UNITS.

DESPITE ITS INTEGRATED SILENCER ELEMENT, THE WEAPON HAS SIMILAR DIMENSIONS AND PROFILE TO AN UNSILENCED SUBMACHINE GUN BUT UNLIKE MOST CONVENTIONAL SILENCED SUBMACHINE GUNS, THE MP5 SD IS ABLE TO FIRE STANDARD AMMUNITION TYPES. THE USE OF SPECIAL SUBSONIC AMMUNITION IS NOT NECESSARY BUT THIS WILL REDUCE THE AUDIBLE SIGNATURE OF THE WEAPON. THE INTEGRATED SILENCER ELEMENT SUPPRESSES THE MUZZLE FLASH EXTREMELY EFFECTIVELY, AS A RESULT OF WHICH THE WEAPON IS ALSO EXCELLENT FOR NIGHT OPERATIONS USING LOW-LIGHT AMPLIFIERS. THESE FEATURES ENSURES THAT THE MP5 SD IS ONE OF THE MOST ACCURATE SILENCED SUBMACHINE GUNS OF ITS TYPE.



**BARREL**

The special barrel of the MP5 SD lowers the velocity of the bullet, thus suppressing its report.

**BUTTSTOCK**

Example: adjustable buttstock.

**HANDGUARD**

Optionally available with handguard including MIL-STD-1913 Picatinny rails.

**Fig. MP5 SD6**

**ALUMINIUM SILENCER**

Permanently integrated. Unlike with most conventional, silenced submachine guns, no special subsonic ammunition has to be fired with the MP5 SD in order to effectively suppress the sound.

**RELEASE LEVER FOR UNLOCKING THE BUTTSTOCK**

**PISTOL GRIP**

The pistol grip can optionally be replaced by pistol grips with different trigger groups. Example: 0-1-3-D trigger group (safe, single fire, 3-round burst, sustained fire).

# MP5 K

THE MP5 K IS THE ULTIMATE CLOSE QUARTERS WEAPON. CREATED FOR USE IN VERY CONFINED SPACES, IT IS OPTIMALLY SUITED BOTH FOR ACTIVE ENGAGEMENT OF INDIVIDUAL TARGETS AND FOR PERSONAL DEFENSE.

WITH ITS LOW WEIGHT AND COMPACT SIZE, IT OFFERS A DECISIVE ADVANTAGE. THE WEAPON CAN BE CARRIED CONCEALED ON THE PERSON WITHOUT LIMITING THE CARRIER'S FREEDOM OF MOVEMENT.



Fig. MP5 KA4

#### MAGAZINE

Example: Magazine with a capacity of 15 or 30 rounds.

#### VERTICAL FORWARD GRIP

Included in the standard version of the MP5 K.

#### END CAP

For use without the buttstock. Enables to conceal the weapon on the body.



Fig. MP5 K PDW

#### PISTOL GRIP

Example with 0-1-D trigger group (safe, single fire, sustained fire).

#### BUTTSTOCK

Optionally the MP5 K/MP5 K PDW can be equipped with a folding buttstock.

#### FINGER PROTECTOR

Protects the shooter's hand from inadvertently reaching into the muzzle area.

#### BARREL

Extended barrel with thread for use with or without a silencer. Optional.

#### SIGHT

Iron dioptré sight. Optionally available with tritium (front) sight.

## TECHNICAL DATA

	Calibre	Magazine capacity (rounds)	Modes of fire	Rate of fire (per min., approx.)	Muzzle velocity <sup>1</sup> (approx. in m/s)	Muzzle energy <sup>1</sup> (approx. in joule)	Sight <sup>2</sup>	DIMENSIONS			WEIGHT		Operating principle
								Length min./max. (approx. in mm)	Height/width (approx. in mm)	Barrel length/sight radius (approx. in mm)	Weapon <sup>3</sup> (approx. in kg)	Magazine <sup>4</sup> (approx. in kg)	
<b>MP7 A1</b>	4.6 mm x 30	20/30/40	0-1-D	950	725	525	M	415/638	169/51	180/230	1.90	0.10/0.15/0.20	Gas-operated
<b>MP7 A1 SF</b>	4.6 mm x 30	20/30/40	0-1	–	725	525	M	415/638	169/51	180/230	1.90	0.10/0.15/0.20	
<b>MP7 A2</b>	4.6 mm x 30	20/30/40	0-1-D	950	725	525	M	415/638	169/55	180/230	1.96	0.10/0.15/0.20	
<b>MP7 A1 UTM</b>	5.56 mm UTM	20/30/40	0-1-D	–	–	–	M	415/638	169/51	180/230	1.90	0.10/0.15/0.20	UTM cartridge expansion
<b>UMP</b>	9 mm x 19	30	0-1-D	600	380	584	D	455/695	280/69	200/325	2.20	0.15	Blowback, fires from the closed bolt
<b>UMP</b>	.40 S&W	30	0-1-D	600	380	722	D	455/695	305/69	200/325	2.20	0.18	
<b>UMP</b>	.45 ACP	25	0-1-D	600	370	821	D	455/695	327/69	200/325	2.30	0.17	
<b>MP5 MLI</b>	9 mm x 19	15/30	0-1-3-D	800	400	650	D	550/690	230/67	225/340	3.33	0.12/0.17	Roller-delayed blowback
<b>MP5 A3</b>	9 mm x 19	15/30	0-1-D **	800	400	650	D	550/690	230/67	225/340	3.12	0.12/0.17	
<b>MP5 A4</b>	9 mm x 19	15/30	0-1-3-D **	800	400	650	D	675	230/67	225/340	3.12	0.12/0.17	
<b>MP5 A5</b>	9 mm x 19	15/30	0-1-3-D **	800	400	650	D	550/690	230/67	225/340	3.12	0.12/0.17	
<b>MP5 SD6</b>	9 mm x 19	15/30	0-1-3-D **	800	285	380	D	660/800	230/67	146/340	3.40	0.12/0.17	
<b>MP5 K A4</b>	9 mm x 19	15/30	0-1-3-D **	900	375	570	D	320	230/55	115/260	2.00	0.12/0.17	
<b>MP5 K PDW</b>	9 mm x 19	15/30	0-1-D **	900	375	570	D	330/570	230/55	115/260	2.00	0.12/0.17	

<sup>1</sup> Depending on the ammunition | <sup>2</sup> Various sights can be mounted, M = Iron sight, D = Dioptre sight | <sup>3</sup> Without magazine | <sup>4</sup> Magazine empty | \*\* For optional trigger groups see pages



# ASSAULT RIFLES

# G36

DESIGNED TO MATCH THE REQUIREMENTS OF THE GERMAN ARMED FORCES, THE G36 CONTINUES TO SET THE BENCHMARK IN THE FIELD OF ASSAULT RIFLES. USED AS AN INFANTRY WEAPON IN A LARGE NUMBER OF COUNTRIES, SPECIAL FORCES AND SECURITY FORCES ALSO RELY ON ITS CONSISTENT RELIABILITY.

ESSENTIAL COMPONENTS OF THE G36 ARE MADE OF GLASS FIBRE REINFORCED PLASTIC. THIS GIVES THE USER A

LIGHTWEIGHT WEAPON WITH HIGH PERFORMANCE AND LOW MAINTENANCE REQUIREMENTS.


THE G36 IS IDEALLY SUITED FOR DISMOUNTED INFANTRY OPERATIONS. OPTIMAL HANDLING, WEIGHT, AND RATE OF FIRE IN CLOSE-QUARTERS BATTLE, AND RAPID, ACCURATE AND PENETRATING SINGLE FIRE IN LONG-RANGE COMBAT.



## G36 A11 | 5.56 MM X 45 NATO

Exemplary equipment: slim sight rail with integrated folding sight, 4x30 optical sight with superimposed red dot, aluminium handguard with MIL-STD-1913 Picatinny rails at the 3, 6, 9 and 12 o'clock positions, forward grip, collarless plastic magazine, folding and length adjustable buttstock with height adjustable cheek rest.




Colour:  Black

## G36 A11 | 5.56 MM X 45 NATO

Exemplary equipment: slim sight rail with integrated folding sight, holographic sight, aluminium handguard with MIL-STD-1913 Picatinny rails at the 3, 6, 9 and 12 o'clock positions, forward grip, laser light module, replacement magazine well featuring HK AR-15 plastic magazine, folding as well as length adjustable buttstock with height adjustable cheek rest.



Colour:  Black

### G36 KA4 | 5.56 MM X 45 NATO

Exemplary equipment: slim sight rail with integrated folding sight, holographic sight with upstream booster, modular anti-mirage aluminium handguard with keyhole interfaces at the 3 and 9 o'clock positions, Angled Fore Grip forward grip, Vario Ray (laser light module), collarless plastic magazine, extended bolt catch lever, wider magazine release lever, folding and length adjustable buttstock with height adjustable cheek rest.



Colour: ■ Black

### G36 KV3 | 5.56 MM X 45 NATO

Exemplary equipment: slim sight rail with integrated emergency iron sight, folding telescopic buttstock with cheek rest, extended bolt catch lever and wider magazine release. Barrel length: 400 mm.



Colour: ■ Black

### G36 C3 | 5.56 MM X 45 NATO

Exemplary equipment: slim sight rail with integrated folding sight and lateral MIL-STD-1913 Picatinny rails at the 3 and 9 o'clock positions, handguard with MIL-STD-1913 Picatinny rails at the 3, 6 and 9 o'clock positions, replacement magazine well with HK416 steel magazine, folding skeleton buttstock with cheek rest.



Colour: ■ Black

### G36 C3 | 5.56 MM X 45 NATO

Exemplary equipment: slim sight rail with integrated folding sight and lateral MIL-STD-1913 Picatinny rails at the 3 and 9 o'clock positions, handguard with MIL-STD-1913 Picatinny rails at the 3, 6 and 9 o'clock positions, laser light module, forward grip collarless plastic magazine, folding skeleton buttstock with cheek rest.



Colour: ■ Black

# G36



Fig. G36 A11



**SAFETY/FIRE SELECTOR LEVER**  
 Ambidextrous operation without changing the grip position.  
 Example: 0-1-D trigger group (safe, single fire, sustained fire).

**CHARGING HANDLE**  
 Ambidextrous operation. Also designed to chamber a cartridge silently.

**FLASH HIDER**

**HEIGHT ADJUSTABLE  
 CHEEK REST**

**BOLT  
 GROUP/  
 EJECTION  
 PORT**

**40 MM AG36**  
 G36 with mounted 40 mm AG36 as a heavy infantry weapon  
 also suitable to combat protected targets at a distance of up to 350 m.

**Fig. G36 A11**  
 with special accessories



**SUITABLE FOR NIGHT COMBAT**

The G36 boasts unrestricted night combat capability. Add a night vision or thermal image sighting equipment to the optical target sight, depending on the specific deployment conditions.

# G36K

ENHANCED MOBILITY. THE COMPACT VARIANT FOR UNIT SPECIALISTS. EXTREMELY EFFICIENT, WITH ALL OF THE CAPABILITIES OF AN ASSAULT RIFLE AT SHORT AND MEDIUM RANGES. OPTIMALLY SUITED FOR USE IN CONFINED SPACES.

**FLASH HIDER**  
With silencer interface.

**MODULAR ANTI-MIRAGE ALUMINIUM HANDGUARD**  
With keyhole interfaces at 3 and 9 o'clock positions as well as a GLM/M320 mounting position. The matching MIL-STD-1913 Picatinny rails can be individually positioned at the 3 and 9 o'clock positions.



**40 MM GLM**  
The modular, anti-mirage, aluminium handguard is suitable for mounting the GLM instead of the AG36.

**HOLOGRAPHIC SIGHT (OPTIONAL)**  
In combination with upstream booster.



G36 KA4 model with 40 mm GLM instead of the 40 mm AG36.

**Fig. G36 KA4**  
with special accessories

**HK CONVERSION MAGAZINE WELL**  
HK Conversion magazine well with magazine release lever. Compatible with all HK416 polymer and steel magazines as well as all type AR-15 magazines available on the market. Example shows HK conversion magazine well with HK steel magazine featuring 30 rounds. HK steel magazines are optionally available with a magazine capacity of 10 and 20 rounds.

**MODULAR PISTOL GRIP**  
G36 pistol grips feature modular design. Every G36 model can consequently be combined with any available trigger group. The following trigger groups are available: SEF (safe, single fire, sustained fire) | 0-1 (safe, single fire) | 0-1-D (safe, single fire, sustained fire) | 0-1-2 (safe, single fire, 2-round burst) | 0-1-2-D (safe, single fire, 2-round burst, sustained fire).



# G36C

## MOUNTING RAILS

Additional Picatinny mounting rails can be mounted at the 3 and 9 o'clock positions of the sight rail.

## SIGHT RAIL

Slim sight rail with continuous STANAG 4694 profile and integrated, folding emergency iron sight.

## HELMET BUTTSTOCK

The helmet buttstock was designed for mission scenarios involving ballistic protective helmets. It is length adjustable and folds to the right.

## CHEEK REST

The cheek rest engages with the buttstock and can be removed at any time.

Fig. G36 C3  
with special accessories



THE ULTRA-SHORT WEAPON. THE DIMENSIONS OF A SUBMACHINE GUN WITH THE TERMINAL BALLISTICS OF THE 5.56 MM NATO ROUND. DEVELOPED FOR SPECIAL TACTICAL APPLICATIONS BY POLICE AND MILITARY SPECIAL FORCES TROOPS.

# HK416 A5


THE HK416 A5 IS AN ENHANCED DEVELOPMENT OF THE HK416 ASSAULT RIFLE IN CALIBRE 5.56 MM X 45 NATO.

THE MOST SIGNIFICANT MODIFICATIONS COMPARED WITH ITS PREDECESSOR AS WELL AS ANY AR PLATFORMS AVAILABLE ON THE MARKET INCLUDE IMPROVED GAS ADJUSTMENT WITHOUT THE NEED FOR TOOLS TO ALLOW SILENCER APPLICATION; A RE-DESIGNED, USER-FRIENDLY LOWER RECEIVER, ENABLING FULLY AMBIDEXTROUS OPERATION OF THE WEAPON AND OPTIMUM MAGAZINE COMPATIBILITY AS WELL AS PROVIDING NUMEROUS DETAILS RELATING TO PRODUCTION TECHNOLOGY AIMED AT MAXIMISING USER SAFETY, RELIABILITY, AMMUNITION COMPATIBILITY AND DURABILITY OF THE RIFLE IN GENUINE DEPLOYMENT CONDITIONS.

## HK416 A5 – 11" | 5.56 MM X 45 NATO

Exemplary equipment: quick-release iron sight, holographic sight, 4-rail handguard with integrated folding front sight, silencer, forward grip, steel magazine and Slim Line buttstock. Barrel length: 279 mm. Suitable for over-the-beach application (OTB).





Colour:  Black  RAL8000

## HK416 A5 – 14.5" | 5.56 MM X 45 NATO

Exemplary equipment: quick-release iron sight, folding front sight on the barrel, 4-rail handguard, bayonet, Picatinny-rail covers, forward grip, steel magazine and Slim Line buttstock. Barrel length: 368 mm. Suitable for over-the-beach application (OTB).





Colour:  Black  RAL8000

#### HK416 A5 – 16.5" | 5.56 MM X 45 NATO

Exemplary equipment: quick-release iron sight, folding front sight on the barrel, holographic sight, 4-rail handguard, 40 mm GLM/M320 add-on grenade launcher, steel magazine and Slim Line buttstock. Barrel length: 419 mm. Suitable for over-the-beach application (OTB).



Colour:  Black  RAL8000

#### HK AR-15 PLASTIC AND STEEL MAGAZINES



Polymer magazine with 30 rounds. Magazine floor plate available in black or RAL8000. Empty weight: 0.14 kg.

Steel magazine with 30 rounds. Empty weight: approx. 0.25 kg.



Steel magazine with 20 rounds. Empty weight: approx. 0.16 kg.

Steel magazine with 10 rounds. Empty weight: approx. 0.14 kg.

#### HK416 A5 – 20" | 5.56 MM X 45 NATO

Exemplary equipment: quick-release iron sight, folding front sight on the barrel, telescopic sight, 4-rail handguard, bipod, steel magazine and Slim Line buttstock. Barrel length: 505 mm. Suitable for over-the-beach application (OTB).





Colour:  Black  RAL8000

#### HK416 A5 – 20" | 5.56 MM X 45 NATO

Exemplary equipment: quick-release iron sight, folding front sight on the barrel, telescopic sight, 4-rail handguard, Picatinny-rail covers, silencer, bipod, forward grip, HK416 polymer magazine, HK Ergo pistol grip with adjustable support for the edge of the hand, Slim Line buttstock. Barrel length: 505 mm. Suitable for over-the-beach application (OTB).



Colour:  Black  RAL8000

# HK416 A5



Fig. HK416 A5

**GAS ADJUSTMENT**  
No tools required to mount silencers (N = Normal, S = Silencer).

**HANDGUARD**  
Handguard and upper receiver with STANAG 4694 profile at the 12 o'clock position. MIL-STD-1913 Picatinny profiles at the 3, 6 and 9 o'clock positions.

**EXTENDED CASTLE NUT**  
To reinforce the stock housing and improve drop test and impact characteristics.

**FOLDING FRONT SIGHT**  
Integrated into the handguard.

**BOLT CATCH LEVER**  
Ambidextrous operation and mechanism to prevent unintended discharge when putting down the weapon when the bolt group is open.

**QUICK-RELEASE SIGHT**

**FLASH HIDER**  
With silencer interface.

**GLM/M320 INTERFACE**  
Interface to mount 40 mm GLM/M320/HK269 add-on grenade launchers.


**MAGAZINE**  
Available as steel magazine with 10, 20, 30 rounds or polymer magazine with 30 rounds.

**MAGAZINE RELEASE LEVER**  
Ambidextrous operation.

**LOCKING LEVER OF THE BUTTSTOCK**

**MAGAZINE WELL AS PER NATO-STANG-DRAFT 4179**  
Shorter magazine well and improved ammunition feed to enhance the M4/M16 magazine and ammunition compatibility.

**SAFETY/FIRE SELECTOR LEVER**  
Ambidextrous operation.



**TELESCOPIC BUTTSTOCK**  
Adjustable "Slim Line" buttstock. 6 locking positions.

**BOLT CATCH LEVER**  
Ambidextrous operation.

**PICATINNY-RAIL COVERS**  
Optional STANAG 4694/MIL-STD-1913 Picatinny-rail covers.

**BAYONET MOUNT**  
Modular interface to use the bayonet mount with 14.5", 16.5" and 20" barrel lengths.

**CHARGING HANDLE**  
Extended on one side, can be mounted on the left/right, located centrally to enable ambidextrous operation.

**HANDGUARD/UPPER RECEIVER INTERFACE**  
Single-part receiver connection of the STANAG profile (additional groove).

**FOLDING FRONT SIGHT**  
Modular interface to use the folding front sight with 14.5", 16.5" and 20" barrel lengths.

**CARRYING SLING INTERFACE**

**SILENCER**  
With quick-release mount for HK flash hider.

**Fig. HK416 A5**  
with special accessories

**ERGONOMIC, EXCHANGEABLE PISTOL GRIP**  
Example: Pistol grip with optimised grip angle and integrated tool compartment. The textured surface safeguards a secure grip on the weapon. Additional, optional pistol grip variants available.

**2-STAGE TRIGGER**

**HK POLYMER MAGAZINE**  
Light, rugged and reliable polymer magazine. Also suitable for rifles with similar design.

**LASER LIGHT MODULE**  
Available as an accessory.

**MAGAZINE RELEASE LEVER**  
Ambidextrous operation.

**FORWARD GRIP**  
With trigger cable slot.

**HARDENED BARREL**  
Cold-hammered, hard chrome plated barrel for a long service life and outstanding shooting accuracy.

# HK417 A2

THE HK417 A2 IS AN ENHANCED DEVELOPMENT OF THE TRIED-AND-TESTED AND SUCCESSFUL HK417 UNIVERSAL ASSAULT RIFLE IN CALIBRE 7.62 MM X 51 NATO.

AVAILABLE WITH THREE DIFFERENT BARREL LENGTHS, THE GAS-OPERATED WEAPON ALLOWS GAS ADJUSTMENT WITHOUT THE NEED FOR TOOLS AS STANDARD, A 40 MM INTERFACE FOR GLM/M320/HK269 ADD-ON GRENADE LAUNCHERS, A SLIM TELESCOPIC BUTTSTOCK AS WELL AS MAGAZINE RELEASE LEVER AND BOLT CATCH LEVER ON BOTH SIDES. THE DESIGN OF THE RECEIVER, BARREL INTERFACE, GAS PORT AND THE BORE AXIS ALIGNMENT OF THE RIFLE HAVE BEEN FURTHER OPTIMISED TO INCREASE ITS ACCURACY AND RELIABILITY.

THE INTERNAL INTERACTION BETWEEN INDIVIDUAL ASSEMBLIES WITHIN THE WEAPON HAS BEEN PERFECTLY STREAMLINED TO MAXIMISE THE BALLISTIC RESERVE OF 7.62 MM X 51 NATO ROUNDS AS WELL AS TARGET IMMOBILISATION BEYOND A COMBAT DISTANCE OF 200 METRES. DEPENDING ON MISSION, TERRAIN CONDITIONS OR THREAT LEVELS, THE HK417 A2 NOT ONLY SUPPLEMENTS THE WEAPONS PORTFOLIO OF SPECIAL FORCES FOR MILITARY AND LAW ENFORCEMENT APPLICATIONS, BUT IT IS ALSO SUITABLE FOR INFANTRY OPERATIONS IN SYMMETRICAL OR ASYMMETRICAL COMBAT SITUATIONS.

## HK417 A2 – 13" | 7.62 MM X 51 NATO

Exemplary equipment: quick-release iron sight, front sight, holographic sight, 4-rail handguard with Picatinny-rail covers, silencer, Angled Fore Grip forward grip, polymer magazine and Slim Line buttstock. Barrel length: 330 mm. Suitable for over-the-beach application (OTB).



Colour:  Black  RAL8000

## HK417 A2 – 16.5" | 7.62 MM X 51 NATO

Exemplary equipment: quick-release iron sight, folding front sight on the barrel, 4-rail handguard with Picatinny-rail covers, bayonet, HK forward grip, polymer magazine and Slim Line buttstock. Barrel length: 419 mm. Suitable for over-the-beach application (OTB).





Colour:  Black  RAL8000



**HK417 A2 – 16.5" | 7.62 MM X 51 NATO**

Exemplary equipment: quick-release iron sight, reflex sight with booster, folding front sight on the barrel, 4-rail handguard, 40 mm HK269 add-on grenade launcher, polymer magazine and Slim Line buttstock. Barrel length: 419 mm. Suitable for over-the-beach application (OTB).





Colour:  Black  RAL8000


**HK417 A2 – 20" | 7.62 MM X 51 NATO**

Exemplary equipment: quick-release iron sight, telescopic sight, folding front sight on the barrel, 4-rail handguard, bipod, polymer magazine and Slim Line buttstock. Barrel length: 508 mm. Suitable for over-the-beach application (OTB).



Colour:  Black  RAL8000

# HK417 A2



**GAS ADJUSTMENT**  
No tools required to mount silencers (N = Normal, S = Silencer).

**HANDGUARD/UPPER RECEIVER INTERFACE**  
Single-part receiver connection of the STANAG 4694 profile (additional groove).

**CHARGING HANDLE**  
Extended on one side, can be mounted on the left/right, located centrally to enable ambidextrous operation.

**TELESCOPIC BUTTSTOCK**  
Adjustable "Slim Line" buttstock. 6 locking positions. Optionally also suitable for use with G28 DMR buttstock.

**FOLDING FRONT SIGHT**  
Modular interface to use the folding front sight with 16.5" and 20" barrel lengths.

**HANDGUARD**  
Handguard and upper receiver with STANAG 4694 profile at the 12 o'clock position. MIL-STD-1913 Picatinny profiles at the 3, 6 and 9 o'clock positions.

**HOLOGRAPHIC SIGHT**

**MODULAR BAYONET MOUNT**

**FLASH HIDER**  
With silencer interface.


**MAGAZINE RELEASE LEVER**  
Ambidextrous operation.

**40 MM X 46 GLM/M320 ADD-ON GRENADE LAUNCHER**  
Example: HK417 A2 with GLM/M320. The GLM/M320 can be mounted using the HK417 fixing point without the use of tools.

**SAFETY/FIRE SELECTOR LEVER**  
Ambidextrous operation.

**CARRYING SLING INTERFACE**

Fig. HK417 A2  
with special accessories



**Fig. HK417 A2**  
with special accessories

**BOLT CATCH LEVER**  
Ambidextrous operation.

**EXTENDED CASTLE NUT**  
To reinforce the stock housing and improve drop test and impact characteristics.

**IRON SIGHT**

**CASE EJECTION PORT**  
With ejection port cover.

**FOLDING FRONT SIGHT**

**HARDENED BARREL**  
Cold-hammered, hard chrome plated barrel for a long service life and outstanding shooting accuracy.

**SILENCER**  
With quick-release mount.

**LOCKING LEVER OF THE BUTTSTOCK**

**BIG TRIGGER GUARD**  
Designed for use with gloves.

**HK FORWARD GRIP**  
With trigger cable slot.

**ERGONOMIC, EXCHANGEABLE PISTOL GRIP**  
Example: Pistol grip with optimised grip angle and integrated tool compartment. The textured surface safeguards a secure grip on the weapon. Additional, optional pistol grip variants available.

**POLYMER MAGAZINE**  
Extremely rugged, lightweight and very reliable. Available as magazine with 10 or 20 rounds.

**VARIO RAY LASER LIGHT MODULE**

## TECHNICAL DATA

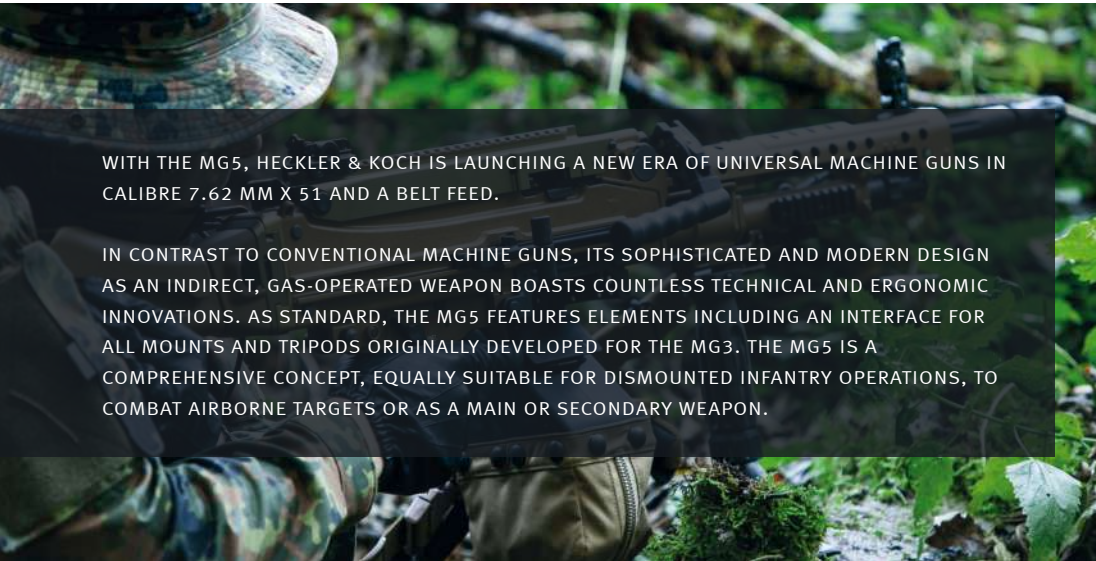
	Calibre	Magazine capacity (rounds)	Modes of fire	Rate of fire (per min., approx.)	Muzzle velocity <sup>1</sup> (in m/s, approx.)	Muzzle energy <sup>1</sup> (in joule, approx.)	Sight <sup>2</sup>	DIMENSIONS			WEIGHT		Operating principle
								Length min./max. (in mm, approx.)	Height <sup>2</sup> /width (in mm, approx.)	Barrel length/sight radius (in mm, approx.)	Weapon <sup>3</sup> (in kg, approx.)	Magazine <sup>4</sup> (in kg, approx.)	
<b>G36 A11</b>	5.56 mm x 45	30	SEF **	750	920	1700	M	755/1002	323/65	480/-	3.63	0.14	Gas-operated
<b>G36 KV3*</b>	5.56 mm x 45	30	SEF **	750	885	1570	M	613/833	277/63	400/-	3.37	0.14	
<b>G36 KA4</b>	5.56 mm x 45	30	0-1-D **	750	826	1360	M	613/833	277/63	318/-	3.37	0.14	
<b>G36 C3</b>	5.56 mm x 45	30	0-1-2-D **	750	750	1125	M	500/716	277/63	228/315	2.98	0.14	
<b>HK416 A5 11"</b>	5.56 mm x 45	30	0-1-D	850	790	1250	M	709/805	240/74	279/340	3.12	0.14	
<b>HK416 A5 14.5"</b>	5.56 mm x 45	30	0-1-D	850	882	1555	M	797/893	240/74	368/430	3.49	0.14	
<b>HK416 A5 16.5"</b>	5.56 mm x 45	30	0-1-D	850	890	1580	M	848/944	240/74	419/481	3.56	0.14	
<b>HK416 A5 20"</b>	5.56 mm x 45	30	0-1-D	850	917	1680	M	934/1030	240/74	505/567	3.85	0.14	
<b>HK417 A2 13"</b>	7.62 mm x 51	10/20	0-1-D	600	742	2615	M	824/904	213/78	330/410	4.22	0.11/0.16	
<b>HK417 A2 16.5"</b>	7.62 mm x 51	10/20	0-1-D	600	775	2855	M	914/994	213/78	419/410	4.40	0.11/0.16	
<b>HK417 A2 20"</b>	7.62 mm x 51	10/20	0-1-D	600	817	3170	M	1002/1082	213/78	508/473	4.74	0.11/0.16	

<sup>1</sup> Depending on the ammunition | <sup>2</sup> Various sights can be mounted, M = Iron sight | <sup>3</sup> Without magazine | <sup>4</sup> Magazine empty | \* Rifle optionally available with a barrel length of 400 mm | \*\* For optional trigger groups see pages

A photograph of two soldiers in camouflage uniforms and bucket hats, equipped with machine guns, standing in a dense forest. The soldier in the foreground is holding a gold-colored machine gun. A dark semi-transparent box is overlaid on the image, containing the text 'MACHINE GUNS' in white, bold, uppercase letters.

# MACHINE GUNS

# MG5





WITH THE MG5, HECKLER & KOCH IS LAUNCHING A NEW ERA OF UNIVERSAL MACHINE GUNS IN CALIBRE 7.62 MM X 51 AND A BELT FEED.

IN CONTRAST TO CONVENTIONAL MACHINE GUNS, ITS SOPHISTICATED AND MODERN DESIGN AS AN INDIRECT, GAS-OPERATED WEAPON BOASTS COUNTLESS TECHNICAL AND ERGONOMIC INNOVATIONS. AS STANDARD, THE MG5 FEATURES ELEMENTS INCLUDING AN INTERFACE FOR ALL MOUNTS AND TRIPODS ORIGINALLY DEVELOPED FOR THE MG3. THE MG5 IS A COMPREHENSIVE CONCEPT, EQUALLY SUITABLE FOR DISMOUNTED INFANTRY OPERATIONS, TO COMBAT AIRBORNE TARGETS OR AS A MAIN OR SECONDARY WEAPON.

## MG5 A2 | 7.62 MM X 51 NATO

Example: Infantry model with iron sight, folding front sight, fluted, short barrel, forward grip with integrated bipod, can be installed on all mounts and tripods for MG3, folding and adjustable telescopic buttstock. Belt feed from the left, downward cartridge case ejection. STANAG 4694 profile on receiver cover, Picatinny rail on the front of the receiver at the 3, 6 and 9 o'clock positions.





Colour:  Black  RAL8000

## MG5 | 7.62 MM X 51 NATO

Example: Universal machine gun with iron sight, folding front sight, integrated bipod, can be installed on all mounts and tripods for MG3, folding and adjustable telescopic buttstock. Belt feed from the left, downward cartridge case ejection. STANAG 4694 profile on receiver cover, Picatinny rail on the front of the receiver at the 3, 6 and 9 o'clock positions.





Colour:  Black  RAL8000

## MG5 A1 | 7.62 MM X 51 NATO

Example: Vehicle weapon with machine pistol grip and interface for bolt group sensor, long, enhanced-performance barrel. Belt feed from the left, downward cartridge case ejection. STANAG 4694 profile on receiver cover, Picatinny rail on the front of the receiver at the 3, 6 and 9 o'clock positions.



Colour:  Black  RAL8000



MG5 on ground target gun mount in a station



MG5 as anti-aircraft weapon

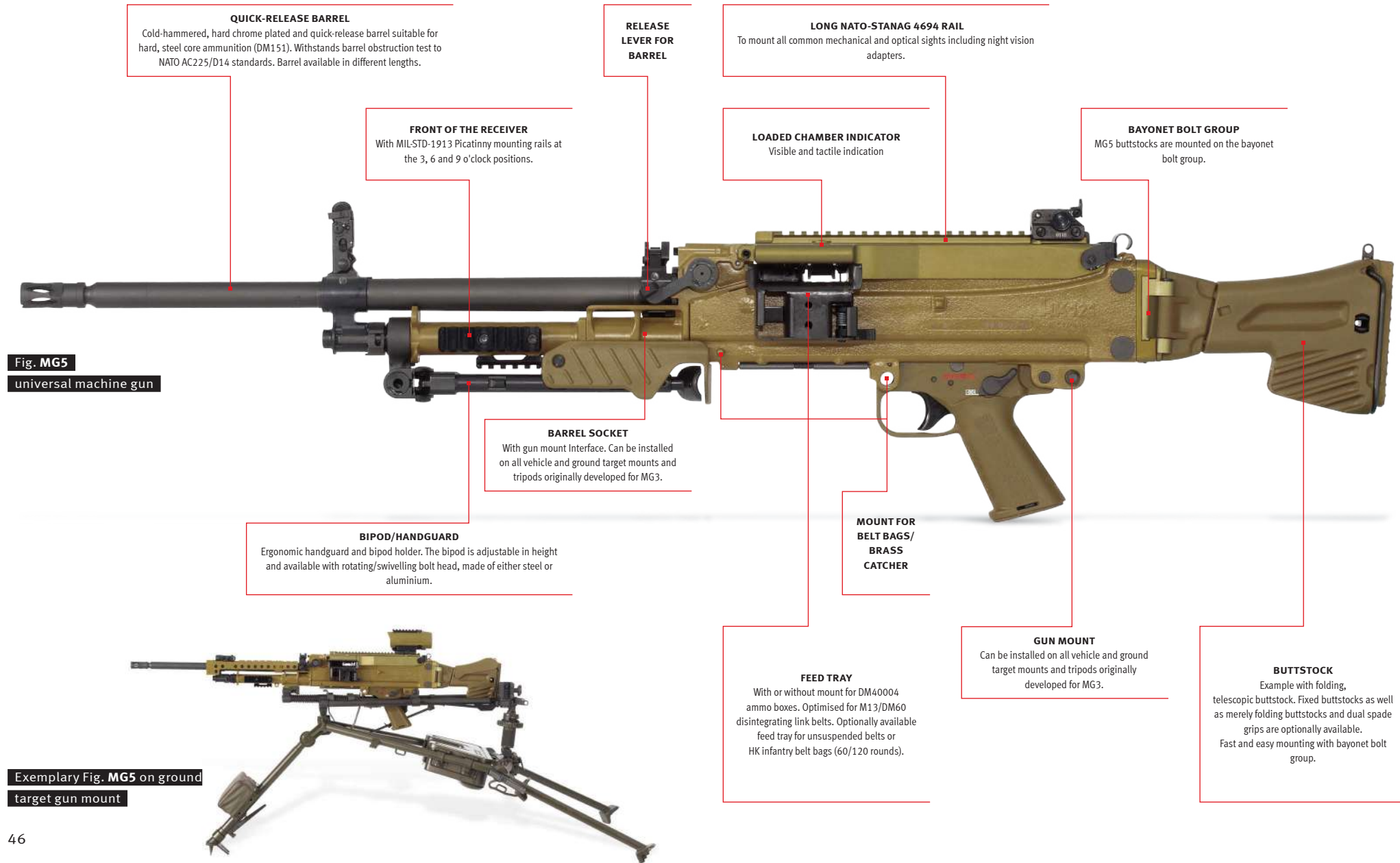


MG5 with dual spade grips as the main weapon for vehicles, vessels or helicopters



MG5 A2 as part of mobile infantry operations

# MG5



**QUICK-RELEASE BARREL**  
Cold-hammered, hard chrome plated and quick-release barrel suitable for hard, steel core ammunition (DM151). Withstands barrel obstruction test to NATO AC225/D14 standards. Barrel available in different lengths.

**FRONT OF THE RECEIVER**  
With MIL-STD-1913 Picatinny mounting rails at the 3, 6 and 9 o'clock positions.

**RELEASE LEVER FOR BARREL**

**LONG NATO-STANAG 4694 RAIL**  
To mount all common mechanical and optical sights including night vision adapters.

**LOADED CHAMBER INDICATOR**  
Visible and tactile indication

**BAYONET BOLT GROUP**  
MG5 buttstocks are mounted on the bayonet bolt group.

**Fig. MG5**  
universal machine gun

**BARREL SOCKET**  
With gun mount Interface. Can be installed on all vehicle and ground target mounts and tripods originally developed for MG3.

**BIPOD/HANDGUARD**  
Ergonomic handguard and bipod holder. The bipod is adjustable in height and available with rotating/swivelling bolt head, made of either steel or aluminium.


**MOUNT FOR BELT BAGS/BRASS CATCHER**

**GUN MOUNT**  
Can be installed on all vehicle and ground target mounts and tripods originally developed for MG3.

**FEED TRAY**  
With or without mount for DM40004 ammo boxes. Optimised for M13/DM60 disintegrating link belts. Optionally available feed tray for unsuspended belts or HK infantry belt bags (60/120 rounds).

**BUTTSTOCK**  
Example with folding, telescopic buttstock. Fixed buttstocks as well as merely folding buttstocks and dual spade grips are optionally available. Fast and easy mounting with bayonet bolt group.

**Exemplary Fig. MG5 on ground target gun mount**



**Fig. MGS A2**  
infantry model

**COVER LOCK**  
No clearance, hence parts engage precisely.

**ROBUST CAST-IRON RECEIVER**  
Guarantees a minimum service life of 50,000 rounds.

**QUICK-RELEASE BARREL**  
Short, fluted barrel for infantry model

**EXTENDIBLE BUTTSTOCK CAP**

**IRON SIGHT**  
Compact model, range setting up to 1000 m.

**STRONG BELT FEED**  
Reliable function even in extreme climatic conditions.

**FOLDING FRONT SIGHT**  
Self-illuminating. Adjustable for elevation and windage.

**FLASH HIDER**

**CARRYING AND BARREL EXCHANGE HANDLE**

**GAS PORT/GAS ADJUSTMENT**  
Rate of fire can be adjusted without the need for tools (approx. 640, 720 or 800 rounds/min).

**CHARGING HANDLE**  
Cocking in all safety positions possible.

**PISTOL GRIP**  
Ambidextrous operation of the safety/fire selector lever. Safety catch may be applied in all bolt positions. Optional machine pistol grip and bolt group sensor interface for vehicle weapons available.

**GRIP POD + ADAPTER**  
Forward grip with integrated bipod for infantry operations. Mounted on the Grip Pod adapter or the front of the receiver.

# MG4

Colour:  Black  RAL8000



Fig. MG4 E-ET



Fig. MG4 A1 vehicle gun

THE DEVELOPMENT OF THE "INFANTRYMAN OF THE FUTURE" (IDZ) EQUIPMENT CONCEPT FOR THE GERMAN ARMY IS AIMED AT INCREASING THE CAPABILITY OF SOLDIERS BY MEANS OF A NEW ARMAMENT CONCEPT. THIS IS THE REASON WHY A LIGHTWEIGHT, COMPACT MACHINE GUN OF HIGH FIRE POWER WAS REQUIRED. THE IDEA WAS THAT IT COULD BE CARRIED BY ONE SOLDIER AND WOULD GUARANTEE FULL MOBILITY IN DIFFICULT TERRAIN AND IN THE URBAN ENVIRONMENT. THE MG4 MEETS ALL THESE REQUIREMENTS PERFECTLY AND OFFERS THE LATEST TECHNOLOGICAL ADVANCES. IT PROVIDES UNMATCHED PERFORMANCE CHARACTERISTICS DUE TO ITS LOW RECOIL, THE SHOT IS READILY CONTROLLABLE, GIVING HIGH AIMING PRECISION. ITS GREAT COMBAT EFFECTIVENESS AND RANGE, OPTIMAL RATE OF FIRE AND SIMPLE HANDLING MAKES IT A WEAPON UNLIKE ANY OTHER.



Fig. MG4 KE in RAL8000



Fig. MG4 KE

**CARRYING AND BARREL CHANGING HANDLE**  
 Practical feature for carrying and changing barrels without gloves.

**SLING SWIVELS FOR THE CARRYING SLING**  
 Ambidextrous for comfortable carrying.

**IRON SIGHT**  
 Adjustable for elevation and windage. Range setting up to 1000 m.

**STRONG BELT FEED**  
 Reliable function even in extreme climatic conditions.

**FOLDING FRONT SIGHT**  
 Adjustable for elevation and windage.

**RELEASE BUTTON FOR THE BUTTSTOCK**

**ERGONOMIC HANDGUARD**  
 To hold the weapon securely and comfortably when firing from the hip.

**QUICK-RELEASE BARREL**  
 Cold-hammered, hard chrome plated and quick-release barrel suitable for hard steel core ammunition (DM31). Withstands barrel obstruction test to NATO AC225/D14 standards. Barrel available in different lengths.

**SAFETY/FIRE SELECTOR LEVER**  
 Ambidextrous operation.

**CARTRIDGE CASE DEFLECTOR**  
 With dust cover for protection against fouling.

**BIPOD/HANDGUARD**  
 Ergonomic handguard and bipod holder. The bipod is adjustable in height and available with rotating/swivelling bolt head, made of either steel or aluminium.

**TELESCOPIC BUTTSTOCK**  
 Folding with optional cheek rest.

**CHARGING HANDLE**  
 Foldable. Can be used to lock the bolt group in any position on its guide track. Reloading possible when weapon is locked.



## TECHNICAL DATA

	Calibre	Feed mechanism	Modes of fire	Rate of fire <sup>1</sup> (per min., approx.)	Muzzle velocity <sup>2</sup> (in m/s, approx.) <sup>1</sup>	Muzzle energy <sup>1</sup> (in joule, approx.)	Sight <sup>2</sup>	DIMENSIONS			WEIGHT		Operating principle
								Length min./max. (in mm, approx.)	Height <sup>3</sup> /width (in mm, approx.)	Barrel length/ sight radius (in mm, approx.)	Weapon (in kg, approx.)	Barrel/bipod (in kg, approx.)	
<b>MG4</b>	5.56 mm x 45	Belt feed	0-D	890 ± 60	920	1692	M	830/1030	228/96	450/490	8.15	1.75/070	Gas-operated
<b>MG4 A1</b>	5.56 mm x 45	Belt feed	0-D	890 ± 60	920	1692	–	830	185/96	450/–	6.80	1.75/–	
<b>MG4 A3</b>	5.56 mm x 45	Belt feed	0-D	890 ± 60	920	1692	M	830/1066	228/96	450/490	8.50	1.75/0.70	
<b>MG4 E</b>	5.56 mm x 45	Belt feed	0-D	775 ± 50	920	1692	M	830/1030	228/96	450/490	7.90	1.75/0.50	
<b>MG4 KE</b>	5.56 mm x 45	Belt feed	0-D	775 ± 50	880	1548	M	750/950	228/96	370/490	7.70	1.50/0.50	
<b>MG4 KA3</b>	5.56 mm x 45	Belt feed	0-D	890 ± 60	880	1548	M	750/986	228/96	370/490	7.90	1.50/0.70	
<b>MG5</b>	7.62 mm x 51	Belt feed	0-D	640/720/800	810	3100	M/O	960/1202	241/120	550/600	11.60	3.00/0.70	
<b>MG5 A1</b>	7.62 mm x 51	Belt feed	0-D	640/720/800	840	3334	–	1055	195/120	663/–	10.10	3.24/–	
<b>MG5 A2</b>	7.62 mm x 51	Belt feed	0-D	640/720/800	785	2912	M/O	870/1112	282/120	460/600	10.40	2.50/0.30	

<sup>1</sup> Depending on the ammunition v0 | <sup>2</sup> Various sights can be mounted, M = Iron sight, O = Optical sight | <sup>3</sup> Without rear sight, front sight folded down

### MG4 FEATURES AT A GLANCE

- Safety catch may be applied in all bolt positions
- Withstands barrel obstruction test to NATO-AC225/D14 standards (soft core, dual core and steel core ammunition DM41, DM11, DM31, DM21)
- Gun mount interface
- Full day and night combat capability
- Sight rail as per NATO-STANAG 4694 to mount optical/optronic sights
- Folding and telescopic buttstock options
- Deployment-specific barrel lengths as quick-release barrel with carrying and barrel changing handle
- Simple conversion to standard, infantry and vehicle mounted weapon
- Reliable in the hardest deployment conditions
- Almost similar operation to MG5
- Belt feed with loaded state indicator

### MG5 FEATURES AT A GLANCE

- Safety catch may be applied in all bolt positions
- Withstands barrel obstruction test to NATO-AC225/D14 standards (soft core and steel core ammunition DM111A1, DM151, DM21A2)
- MG3 gun mount interface
- Full day and night combat capability
- Sight rail as per NATO-STANAG 4694 to mount optical/optronic sights
- Fixed, folding and telescopic buttstock options
- Deployment-specific barrel lengths as quick-release barrel with carrying and barrel changing handle
- Easy to convert to standard, infantry or vehicle mounted weapon without the need for tools (< 1 min)
- Reliable in the hardest deployment conditions
- Three settings for the rate of fire
- Maintenance-free bolt group buffer to stabilise the rate of fire and absorb the recoil
- Almost similar operation to MG4
- Belt feed with loaded state indicator

# PRECISION RIFLES



# G28

THE G28 IS A MILITARISED MODIFICATION OF THE SEMI-AUTOMATIC MR308 USED IN NON-MILITARY APPLICATIONS. AS A CLASSIC TELESCOPIC SIGHT RIFLE WITH CALIBRE 7.62 MM X 51, THE G28 GUARANTEES A MAXIMUM ACCURACY OF 1.5 MOA (CAN BE REPRODUCED IN SERIES) AS WELL AS UNRESTRICTED NIGHT COMBAT CAPABILITIES. THE MAXIMUM RECOMMENDED RANGE FOR FIRST ROUND HIT PROBABILITY ON CHEST-HIGH TARGETS AMOUNTS TO 600 METRES. PRECISION SUPPRESSIVE FIRE IS EVEN POSSIBLE UP TO A RANGE OF 800 METRES. A SUPPLEMENTARY KIT ENABLES THE G28 TO BE CARRIED AS A USER-SPECIFIC, LIGHT ASSAULT RIFLE VERSION FOR PATROLS, DEPENDING ON THE SPECIFIC DEPLOYMENT CONDITIONS.



## DETERMINING THE PRECISION OF THE G28



Guaranteed accuracy of the G28 as per Technical Terms of Delivery.

Bullet type	<b>OTM/HPBT/Sierra Match King precision ammunition</b>
Number of rounds	<b>10</b>
Distance	<b>100 m</b>
Measuring method	<b>From the centre of the hole to the centre of the hole of the two shots furthest away from each other</b>
Max. dispersion	<b>1.5 MOA (&lt; 45 mm)</b>

### G28 E2 | 7.62 MM X 51 NATO

Equipment: Quick-release sight, 3 - 20 x 50 telescopic sight, red-dot sight, 4-rail handguard with integrated folding front sight, Picatinny-rail covers, silencer, bipod, forward grip, polymer magazine with a capacity of 20 rounds and a fully adjustable buttstock. Barrel length: 421 mm.





Colour:  Black  RAL8000

### G28 E3 PATROL | 7.62 MM X 51 NATO

Equipment: Quick-release sight, holographic sight with upstream booster, short, modular aluminium handguard with keyhole interfaces and integrated folding front sight, flash hider with silencer interface, Picatinny-rail covers, polymer magazine with a capacity of 20 rounds and Slim Line buttstock. Barrel length: 421 mm.



Colour:  Black  RAL8000

# G28



G28 E2 model with 650 mm barrel and silencer. Available from 2015.



**FORWARD ASSIST**

**AIMPOINT-MICRO T1**  
Red-dot sight for short-range combat or aiming aid for high telescopic sight magnification.

**TELESCOPIC SIGHT WITH BAFFLE FILTER**  
HK Schmidt & Bender 3-20 x 50-G28 with baffle filter, DMR reticle, reticle light, L4 laser filter (EN 207) and parallax compensation. The baffle filter prevents light reflections and can be removed to use optronic adapters, such as light intensifiers or thermal imaging devices.

**TELESCOPIC SIGHT ASSEMBLY**  
34 mm housing diameter. Pre-elevation angle: 25 MOA.

**HANDGUARD**  
DMR model with STANAG-4694 rail profile at the 12 o'clock position, integrated folding front sight, impact and shimmering protection (anti-mirage). MIL-STD-1913 Picatinny profiles at the 3, 6 and 9 o'clock positions.

**PICATINNY-RAIL COVER**  
For STANAG 4694 and MIL-STD-1913 profiles.

Fig. G28 E2

**HARRIS BIPOD**  
Height adjustable.

**LARGE TRIGGER GUARD**  
Designed for use with gloves.

**FORWARD GRIP**  
With trigger cable slot.

**LASER LIGHT MODULE (LLM)**

**DMR BUTTSTOCK**  
With height adjustable cheek rest, length adjustable stock and the option to make fine adjustments to the anti-slip buttstock cap.

**PISTOL GRIP**  
Includes tool compartment, textured surface and steep grip angle to hold the weapon securely and comfortably in firing position.

**POLYMER MAGAZINE**  
Available with a capacity of 10 or 20 rounds.



# G28



**PRECISION BARREL**  
Cold-hammered and chrome plated.

**FLASH HIDER**  
Optimised precision with silencer interface and invariable impact point displacement.

**GAS ADJUSTMENT**  
No tools required to mount silencers (N = Normal, S = Silencer).

**MODULAR ALUMINIUM HAND GUARD**  
Lighter patrol model with integrated folding front sight and STANAG 4694 rail profile at the 6 and 12 o'clock positions. Additional STANAG 4694 rails can be mounted individually at the 3 and 9 o'clock positions.

**HOLOGRAPHIC SIGHT (OPTIONAL)**  
In combination with upstream booster.

**QUICK-RELEASE SIGHT**

**EXTENDED CASTLE NUT**  
To reinforce the stock housing and improve drop test and impact characteristics.

**TELESCOPIC BUTTSTOCK**  
Adjustable "Slim Line" buttstock. 5 locking positions.

**MODULAR STANAG 4694 RAILS**  
Can be individually mounted on keyhole interfaces.

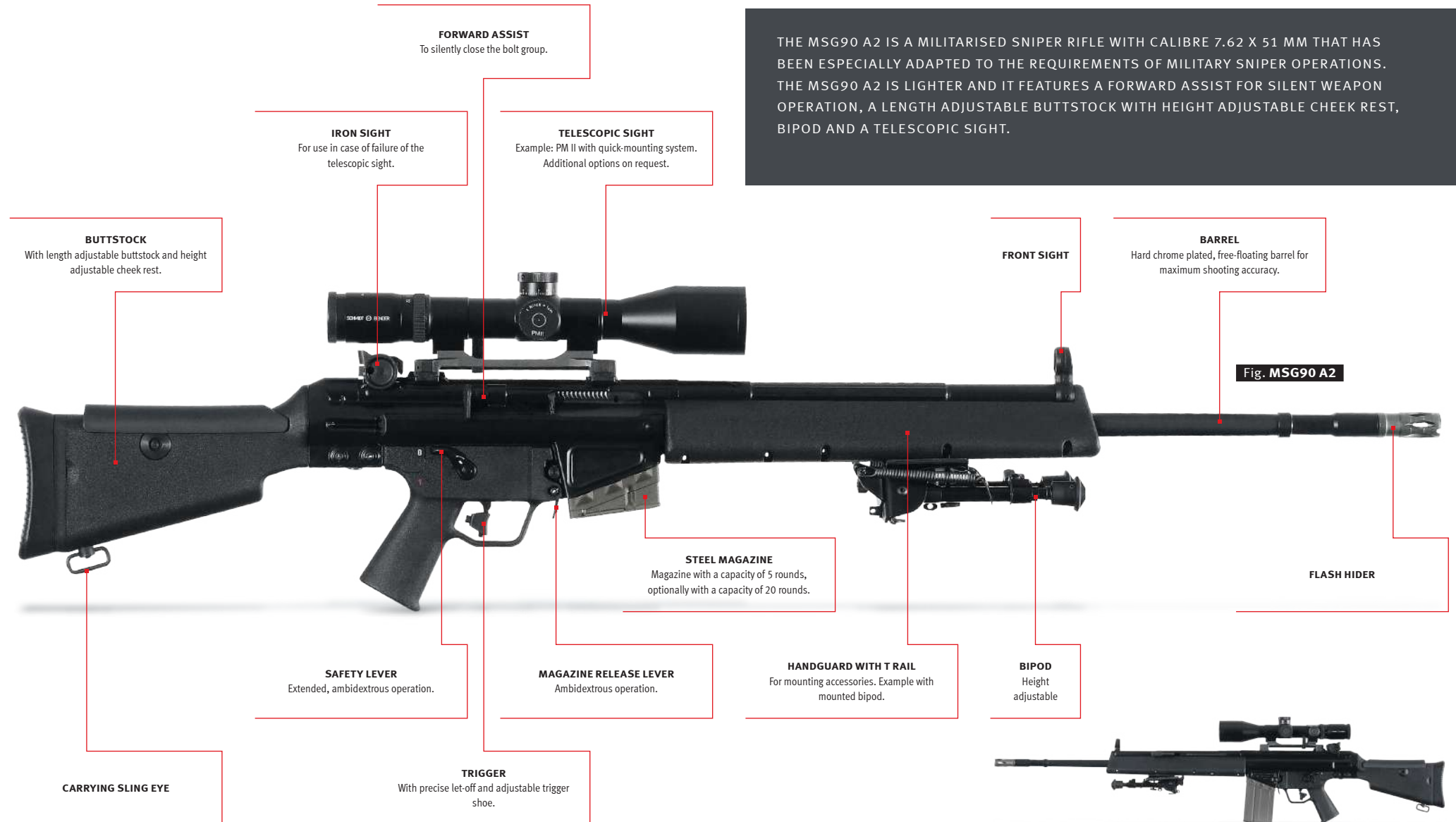
**CHARGING HANDLE**  
Extended on one side, can be mounted on the left/right, located centrally to enable ambidextrous operation.

**BOLT CATCH LEVER**  
Optimised for use with gloves, mechanism to prevent unintended discharge when putting down the weapon when the bolt group is open.

Fig. G28 E3 PATROL



# MSG90 A2



THE MSG90 A2 IS A MILITARISED SNIPER RIFLE WITH CALIBRE 7.62 X 51 MM THAT HAS BEEN ESPECIALLY ADAPTED TO THE REQUIREMENTS OF MILITARY SNIPER OPERATIONS. THE MSG90 A2 IS LIGHTER AND IT FEATURES A FORWARD ASSIST FOR SILENT WEAPON OPERATION, A LENGTH ADJUSTABLE BUTTSTOCK WITH HEIGHT ADJUSTABLE CHEEK REST, BIPOD AND A TELESCOPIC SIGHT.

## TECHNICAL DATA

	Calibre	Magazine capacity (rounds)	Modes of fire	Trigger pull (in N, approx.)	Muzzle velocity <sup>1</sup> (in m/s, approx.)	Muzzle energy <sup>1</sup> (in joule, approx.)	Sight <sup>2</sup>	DIMENSIONS			WEIGHT		Operating principle
								Length min./max. (in mm, approx.)	Height <sup>3</sup> /width (in mm, approx.)	Barrel length/sight radius (in mm, approx.)	Weapon <sup>4</sup> (in kg, approx.)	Magazine <sup>5</sup> (in kg, approx.)	
<b>G28 E2</b>	7.62 mm x 51	10/20	0-1	25-32	780	2890	ZF	965/1082	340/78	421/494	5.80/8.20 <sup>6</sup>	0.10/0.15	Gas-operated
<b>G28 E3 PATROL</b>	7.62 mm x 51	10/20	0-1	25-32	780	2890	O	965/1082	293/78	421/365	5.15/5.80 <sup>7</sup>	0.10/0.15	
<b>G28 E2 - 650*</b>	7.62 mm x 51	10/20	0-1	25-32	n/ a	n/ a	ZF	1194/1311	340/78	650/494	6.21/8.61 <sup>6</sup>	0.10/0.15	
<b>MSG90 A2</b>	7.62 mm x 51	5/20	0-1	13.5	840	3350	ZF	1179/1218	226/63	600/578	6.30	0.19/0.28	Roller-delayed blowback

<sup>1</sup> Depends on the ammunition | <sup>2</sup> Various sights can be mounted, ZF = telescopic sight, O = Optical sight | <sup>3</sup> Incl. optical sight and magazine with a capacity of 20 rounds | <sup>4</sup> Without magazine | <sup>5</sup> Magazine empty | <sup>6</sup> Fully equipped incl. telescopic sight, red-dot sight, quick-release sight, forward grip, set of Picatinny-rail covers, bipod with adapter, carrying sling eye and laser light module | <sup>7</sup> Fully equipped with holographic sight and booster | \* In development. Expected to be available in 2015

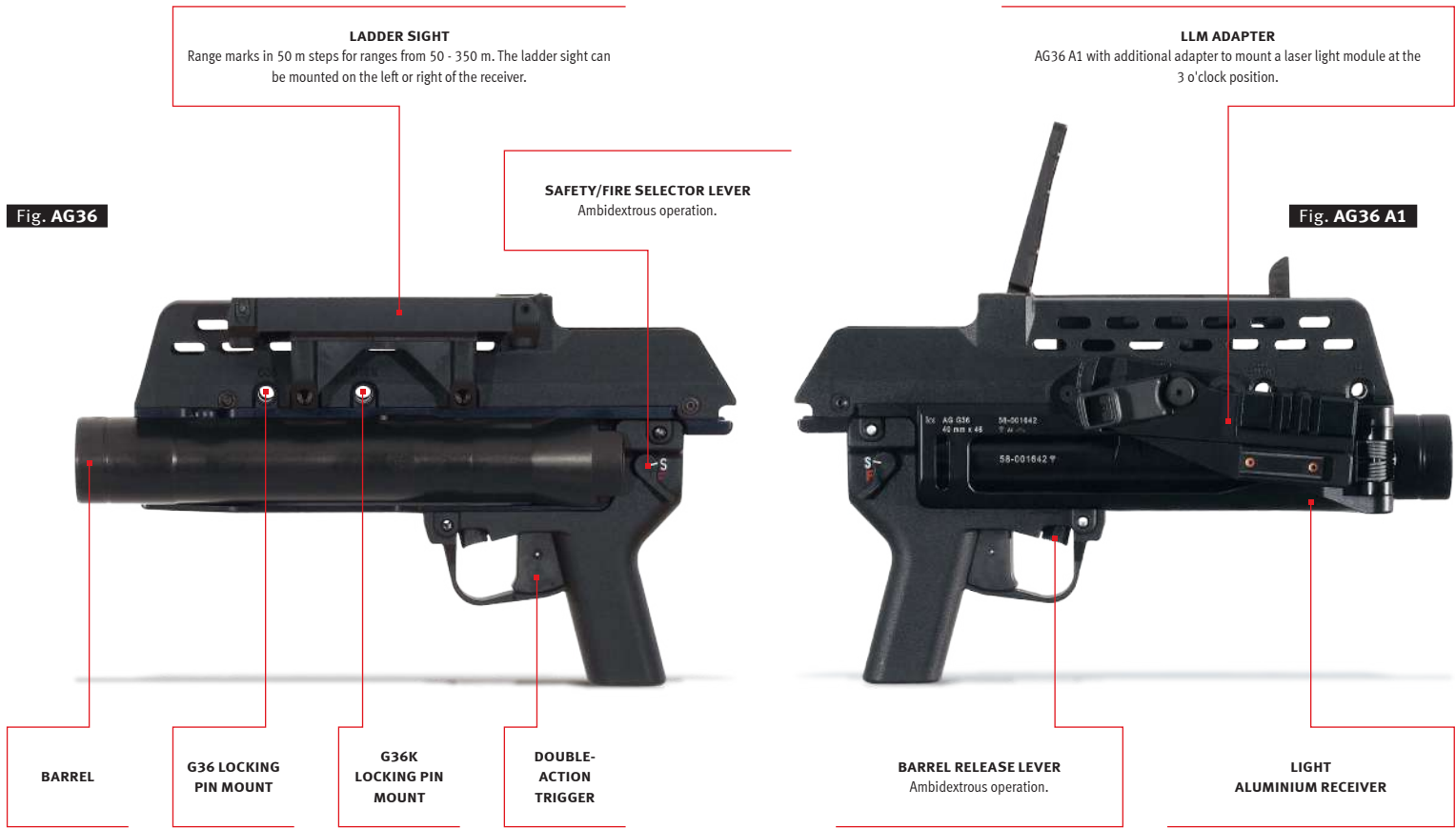
A photograph of two police officers in full riot gear, including helmets with clear visors and balaclavas. They are wearing tactical vests with "POLIZEI" patches. The officer on the left is holding a 40mm launcher, and the officer on the right is holding a 40mm launcher with a red dot sight. The background is a plain, light-colored wall.

## 40 MM SYSTEMS

# AG36/AG36 A1

THE 40 MM X 46 AG36 ADD-ON GRENADE LAUNCHER HAS BEEN DESIGNED SPECIFICALLY FOR USE ON THE G36/G36K.

THIS COMBINATION GIVES THE USER ADDED EFFECTIVENESS AGAINST UNARMED OR LIGHTLY ARMED AREA AND POINT TARGETS AT RANGES UP TO 350 M (DEPENDENT ON THE AMMUNITION). THE AG36 FIRES 40 MM X 46 (LOW VELOCITY) GRENADES OF ANY LENGTH – INCLUDING HE ROUNDS, IMPULSE ROUNDS, CS GAS ROUNDS, SMOKE GRENADES AND OTHER TYPE NON-LETHAL AMMUNITION. ALL OF THE GRENADES FOR THE AMERICAN M203 AND MM1 GRENADE LAUNCHERS CAN ALSO BE USED.



### AG36 AS STAND-ALONE WEAPON

Regardless of any primary weapon with separately available buttstock element featuring G36 buttstock interface.



# GLM

THE GLM 40 MM ADD-ON GRENADE LAUNCHER DEMONSTRATES THE SAME FUNCTIONS, CHARACTERISTICS AND HANDLING AS THE AG36. DEVELOPED FOR USE ON THE HK416/HK417, IT CAN ALSO BE MOUNTED ON M4/M16 OR C7/C8 TYPE ASSAULT RIFLES BY MEANS OF A SPECIAL ADAPTER. AS A SCALABLE SYSTEM, THROUGH THE USE OF OPTIONAL ACCESSORY COMPONENTS THE GLM CAN ALSO BE CARRIED AS A STAND-ALONE WEAPON INDEPENDENTLY OF ANY PRIMARY WEAPON.

Fig. GLM

Colour:  Black  RAL8000



**MIL-STD-1913 PICATINNY RAIL**  
The Picatinny rail is fixed directly to the receiver of the GLM.

**GLM ADAPTER**  
For fixing on an assault rifle. Optional adapters are available, e.g. for the M4/M16.

**BUTTSTOCK RELEASE LEVER**  
Serves as a locking device when a buttstock is used.



**BUTTSTOCK**

Adjustable with various locking positions. Available as an accessory. Additional buttstock variants on request.

**EYE FOR CARRYING SLING**



**LADDER SIGHT**

Range marks in 50 m steps for ranges from 50 - 350 m. The ladder sight can be mounted on the left or right of the receiver.

Fig. GLM as stand-alone weapon




**DOUBLE-ACTION TRIGGER**

**FORWARD GRIP**  
Folding, with integrated finger protector. Available as an accessory.

**SAFETY/FIRE SELECTOR LEVER**  
Ambidextrous operation.

**BARREL RELEASE**  
Ambidextrous operation.



# HK169

THE HK169 IN CALIBRE 40 MM X 46 (LOW VELOCITY) IS THE CUTTING-EDGE, SUCCESSOR DEVELOPMENT OF THE HK69 GRENADE LAUNCHER, WHICH HAS BEEN AVAILABLE SINCE THE MID-1970S. AS A SINGLE-SHOT WEAPON WITH A BREECH-LOADING, BREAK-ACTION, RIFLED BARREL AND G36 BUTTSTOCK INTERFACE, IT IS BASED ON THE DESIGN OF THE HK AG36 AND GLM/M320 ADD-ON GRENADE LAUNCHERS. THE HK169 WITH AN EFFECTIVE RANGE OF APPROXIMATELY 350 METRES IS SUITABLE FOR HE ROUNDS, EXPLOSIVE FRAGMENTATION ROUNDS, HOLLOW CHARGE ROUNDS AND CONTACT ROUNDS, BUT ALSO NON-LETHAL AMMUNITION, SUCH AS IMPULSE ROUNDS AND ROUNDS CONTAINING IRRITANTS. IN MILITARY DEPLOYMENT, THE HK169 IS USED TO COMBAT INDIVIDUAL AND GROUP TARGETS (ALSO PROTECTED TARGETS) OR LIGHTLY ARMoured VEHICLES. POLICE FORCES USE THE HK169 AS A NON-LETHAL WEAPON, E.G. IN THE EVENT OF VIOLENT UNREST.



Fig. HK169

**FORWARD GRIP**  
Can be folded down.

**SAFETY/FIRE SELECTOR LEVER**  
Ambidextrous operation.

**TELESCOPIC BUTTSTOCK**



Fig. HK169 K  
with special accessories

**TACTICAL BUTTSTOCK (OPTIONAL)**  
Developed for deployment with ballistic protective helmet. Adjustable in length, folding and locks independently. With removable cheek rest.

**BUTTSTOCK INTERFACE**  
For use with G36 buttstocks.

**CARRYING SLING EYE**

**BARREL RELEASE**  
Ambidextrous operation.

**DOUBLE-ACTION TRIGGER**

**FINGER PROTECTOR**



**MIL-STD-1913 PICATINNY RAIL**  
Picatinny rail integrated to the receiver at the 12 o'clock position.



Fold the buttstock to save space and carry the HK169, e.g. in a rucksack.

# HK269

THE HK269 IS AN ENHANCED DEVELOPMENT OF THE GLM/M320 IN CALIBRE 40 MM X 46 (LOW VELOCITY) WITH THE OPTION TO UNLOCK THE BARREL EITHER TOWARDS THE LEFT OR RIGHT. THE INTERFACES TO MOUNT IT ON ASSAULT RIFLES AND THE OPTION TO USE IT AS A STAND-ALONE WEAPON REMAIN UNCHANGED. APPLICATION RANGE OF UP TO 350 METRES. THE HK269 IS SUITABLE FOR BOTH LETHAL AND NON-LETHAL AMMUNITION.



### BREAK-ACTION BARREL

The barrel can be unlocked either towards the left or right. No tools required for the conversion. After having removed the barrel, the barrel and the spring are turned by 180° and refitted.

### UNIVERSAL INTERFACE

The universal interface enables use of the HK269 with AR-10/AR-15 rifles with Picatinny/STANAG 4694 handguard profile.

Fig. HK269



**BUTTSTOCK WITH SLING SWIVEL**  
Fits GLM/M320.

Colour:  Black  RAL8000



HK417 A2 and HK416 A5 each with adapted HK269

# AG36/GLM/HK269

EXPLOITING  
SYNERGIES.

	AG36	GLM <sup>1</sup>	HK269 <sup>1</sup>		GLM	HK269		GLM <sup>2</sup>	HK269 <sup>2</sup>
<b>G36</b>	✓	✓	✓	<b>HK416 – 11"</b>	✓	✓	<b>M4</b>	✓	✓
<b>G36K</b>	✓	✓	✓	<b>HK416 – 14.5"</b>	✓	✓	<b>M16</b>	✓	✓
<b>G36C</b>	-	-	-	<b>HK416 – 16.5"</b>	✓	✓	<b>C7</b>	✓	✓
				<b>HK416 – 20"</b>	✓	✓	<b>C8</b>	✓	✓
				<b>HK417 – 13"</b>	✓	✓	<sup>1</sup> Can be used in connection with the modular G36 aluminium handguard and keyhole interfaces only. <sup>2</sup> Can be used in connection with the respective, genuine HK adapter kit only.		
				<b>HK417 – 16.5"</b>	✓	✓			
				<b>HK417 – 20"</b>	✓	✓			



A close-up, low-angle shot of a soldier operating a GMG Grenade Machine Gun. The soldier is wearing a camouflage helmet and is positioned in a field of tall grass and brush. The machine gun is mounted on a tripod and features a large, black, cylindrical barrel with a muzzle brake. A green magazine is visible, and several blue grenades are seen in the magazine's opening. The soldier's face is partially visible in the background, looking towards the camera. A semi-transparent black box with white text is overlaid on the right side of the image.

# GMG GRENADE MACHINE GUN

# GMG

INCREASINGLY, ARMED FORCES WORLDWIDE REQUIRE A UNIVERSAL FIRE SUPPORT SYSTEM. IN THE PAST, ARMED FORCES HAVE DEPENDED ON HEAVY MACHINE GUNS OR ADD-ON GRENADE LAUNCHERS, BUT NEITHER IS AN IDEAL SOLUTION. WITH NORMAL, SMALL FIREARMS, EFFECTIVE, AIMED SHOTS BECOME LESS LIKELY AS THE RANGE INCREASES. MOREOVER, CONVENTIONAL RIFLE AMMUNITION PROVIDES NO FRAGMENTATION EFFECT, AND IS LARGELY INEFFECTIVE AGAINST ARMoured VEHICLES. ADD-ON GRENADE LAUNCHERS, ON THE OTHER HAND, HAVE THE DISADVANTAGE OF A RELATIVELY LOW RATE OF FIRE.

IN ORDER TO CLOSE THIS EFFECTIVENESS GAP IN INFANTRY WEAPONS, HECKLER & KOCH HAS DEVELOPED A LONG-RANGE GRENADE MACHINE GUN WITH A LARGE INDIRECT AREA OF EFFECT – THE GMG IN CALIBRE 40 MM X 53 (HIGH VELOCITY).

THANKS TO ITS HIGH RATE OF FIRE, COMBINED WITH THE FRAGMENTATION AND ANTI-ARMOUR EFFECT OF THE 40 MM ROUNDS, THE GMG COMBINES THE ADVANTAGES OF MACHINE GUNS AND GRENADE LAUNCHERS. WHAT IS MORE, IT PROVIDES HIGH OPERATIONAL FLEXIBILITY. IT CAN BE USED EITHER ON A TRIPOD AS AN INFANTRY WEAPON FOR ENGAGING GROUND TARGETS, OR INSTALLED ON A MOUNT FOR USE ON LAND VEHICLES OR PATROL BOATS. INTEGRATED SAFETY FEATURES AND WELL THOUGHT-OUT MECHANICAL ELEMENTS MAKE THE GMG WHAT IT IS: ONE OF THE WORLD'S MOST TECHNOLOGICALLY ADVANCED GRENADE LAUNCHERS.

## GMG | 40 MM X 53

Mounted on tripod with reflex sight. With a range of up to 1500 m against unarmoured and lightly armoured ground targets with targeted single fire or short bursts. Applications: dismounted infantry operations, vehicle weapon, on vessels or in helicopters.



## APPLICATION EXAMPLE FOR THE GMG ON THE "REMOTE-CONTROLLED LIGHT WEAPON STATION 200" FROM KMW:

Mounted on the FLW 200, the GMG can be used on military vehicles as a main or secondary weapon. All weapon functions, the laying system and the optronics can be remote-controlled from the inside of the vehicle.

*For additional information about the FLW 200:*  
[www.kmweg.com](http://www.kmweg.com)



# GMG

**UPPER MOUNT.** The upper mount buffers the recoil. It is equipped with grips, a second trigger, an adjustable shoulder support, mount for the ammunition box and mounting points for MIL-STD 1913 Picatinny rails at the 3, 9 and 12 o'clock positions for the use of optional sight systems, such as the HuntIR infrared camera (not illustrated) from AIM Infrarot-Module GmbH.

For additional information about the HuntIR: [www.aim-ir.com](http://www.aim-ir.com)



**FEED SYSTEM.** Driven by the bolt group, it feeds the belted ammunition in two even steps when the bolt group moves forwards and backwards. The feed can be relocated to the left or right side of the weapon without tools.



**OPERATING ELEMENTS.** The safety/fire selector lever, trigger and charging handle are located on the end of the receiver.



## GMG SAFETY FEATURES

### SAFETY/FIRE SELECTOR LEVER

The safety/fire selector lever has the positions safe, single fire and sustained fire. In the "safe" position the trigger and the bolt group are blocked in the cocked state.

### LOADING SAFETY

The loading safety prevents the bolt group from moving completely forwards when the cover is open. This prevents unintentional firing.

### BOLT GROUP RETAINER

The bolt group retainer holds the bolt group in any position to allow any faults that arise to be rectified without danger.

### FIRING PIN SAFETY

The firing pin safety ensures that the firing pin can only touch the cartridge primer if the cartridge has been fed into the chamber completely.

### COCKING SAFETY

The cocking safety automatically prevents inadvertent firing of the weapon if the bolt group is not cocked all the way.

### BARREL AND COVER SAFETY

The receiver cover can be closed only if the barrel has been inserted correctly.

# GMG



### FEED SYSTEM

The feed can be relocated to the left or right side of the weapon without tools.

### REFLEX SIGHT

Optionally available as a tritium sight or as a battery-powered sight system. Allows quick target acquisition at ranges up to 1500 m.

### WEAPON CARRYING HANDLE

### SHOULDER SUPPORT

Height and length adjustable for optimal adaptation to the firer's body size.

### CHARGING HANDLE

Located centrally on the end of the receiver.

### TRIPOD

The lightweight, telescopic tripod can be adjusted to a large number of different firing positions, thus providing increased tactical flexibility. Alternatively the GMG can also be mounted on an M3 tripod.

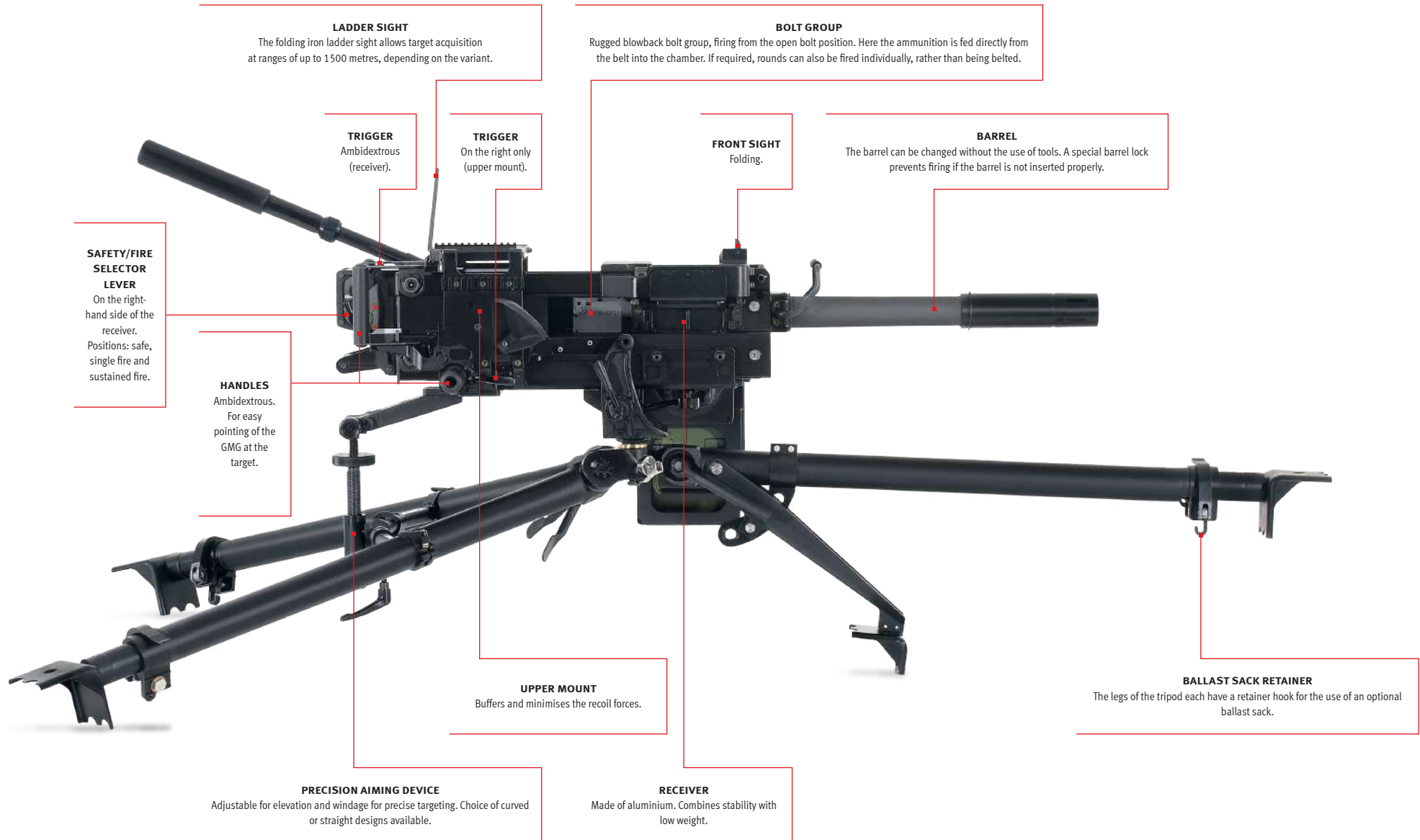
### AMMUNITION BOX HOLDER

Example of an ammunition box with 32 rounds. An ammunition box holder for 16 rounds is optionally available.

### AMMUNITION BOX

The belted 40 mm x 53 ammunition is fed from a NATO PA 120 ammunition box with a capacity of 32 rounds. Optionally it is possible to feed 16 rounds (40 mm) from a .50 calibre ammunition box.

# GMG



## TECHNICAL DATA

	Calibre	Round feed	Modes of fire	Trigger pull (in N, approx.)	Muzzle velocity <sup>1</sup> (in m/s, approx.)	Sight <sup>2</sup>	DIMENSIONS			WEIGHT			Operating principle
							Length min./max. (in mm, approx.)	Height/width (in mm, approx.)	Barrel length/ sight radius (in mm, approx.)	Weapon (in kg, approx.)	Buttstock (in kg, approx.)	Sights (in kg, approx.)	
<b>AG36</b>	40 mm x 46	Manual	0-1	60	75	LV	354/-	211/78	280/148	1.50	-	0.13	Single loader with breech-loading, break-action barrel
<b>AG36 A1</b>	40 mm x 46	Manual	0-1	60	75	LV	354/-	211/120	280/148	1.50	-	0.13	
<b>GLM</b>	40 mm x 46	Manual	0-1	60	75	LV	285/-	210/99	215/148	1.27	-	0.13	
<b>(SAM) GLM</b>	40 mm x 46	Manual	0-1	60	75	LV	434/518	210/99	215/148	1.27	0.80	0.13	
<b>HK169</b>	40 mm x 46	Manual	0-1	60	75	M	395/665	201/72	280/233	2.00	0.41	0.08	
<b>HK169 K</b>	40 mm x 46	Manual	0-1	60	75	M	330/600	201/72	224/242	1.70	0.41	0.08	
<b>HK269</b>	40 mm x 46	Manual	0-1	60	75	LV	285/-	210/99	215/148	1.27	0.80	0.13	

<sup>1</sup> Depends on the ammunition | <sup>2</sup> Various sights can be mounted, LV = ladder sight, M = iron sight

	Calibre	Round feed	Modes of fire	Rate of fire (per min., approx.)	Max. effective range (in m, approx.)	Sight <sup>1</sup>	DIMENSIONS				
							Length min./max. (in mm, approx.)	Width min. <sup>2</sup> /max. <sup>3</sup> (in mm, approx.)	Height min. <sup>2</sup> /max. <sup>3</sup> (in mm, approx.)	Height w. tripod min./max. (in mm, approx.)	Barrel length <sup>4</sup> (in mm, approx.)
<b>GMG C</b>	40 mm x 53	Belt feed from the left or right	0-1-D	340	1500	LV, R	1175/1505	252/797	215/469	700/1600	577

	WEIGHTS						Operating principle
	Weapon (in kg, approx.)	Upper mount (in kg, approx.)	Holder for ammunition container (in kg, approx.)	Ammunition container <sup>5</sup> (in kg, approx.)	Tripod (in kg, approx.)	Precision aiming device (in kg, approx.)	
<b>GMG C</b>	29.00	12.60	4.30	20.20	15.00	2.50	Blowback operation, firing from the closed bolt

<sup>1</sup> Various sights can be mounted, LV = Ladder sight, R = Reflex sight | <sup>2</sup> Without upper mount and holder for ammunition container | <sup>3</sup> With upper mount and holder for ammunition container

<sup>4</sup> With flash hider | <sup>5</sup> Full (32 rounds)

# TRAINING SYSTEMS



# FX/CM/UTM

TRAIN HOW TO COMBAT. IN THE PAST YEARS, THE DEMANDS TO STATE-OF-THE-ART TRAINING METHODS AND SYSTEMS IN MILITARY AND POLICE FORCES HAVE CHANGED DRASTICALLY. IN THIS PROCESS, THE APPROACH OF MINIMISING THE RISKS AND BEING ABLE TO EMULATE REALISTIC TRAINING SITUATIONS AS CLOSELY AS POSSIBLE WAS BROUGHT INTO THE FOCUS. PARTICULARLY SOLUTIONS TO SIMULATE SCENARIOS, SUCH AS CQB AND CQC (CLOSE QUARTERS BATTLE/CLOSE QUARTERS COMBAT) WERE MOST SOUGHT AFTER.

WITH THE CM, FX AND UTM, HECKLER & KOCH PROVIDES AS MANY AS THREE TRAINING SYSTEMS WITH MARKING CHARACTERISTICS AT A THE HIGHEST QUALITY LEVELS. IN THIS PROCESS, TRAINING WEAPONS ARE BASED ON REAL WEAPONS. OPERATION AND HANDLING ARE IDENTICAL AND THERE IS NO NEED FOR USERS TO GET USED TO THE WEAPONS.



**P30FX SIMUNITION  
HIGH-ENERGY TRAINING SYSTEM**  
Training pistol with calibre 9 mm FX.



**Colour:** ■ Light blue

**P30CM  
LOW-ENERGY TRAINING SYSTEM**  
Colour marker training pistol with calibre 11.4 mm CM.



**Colour:** ■ Light blue

**MP7 A1 UTM  
HIGH-ENERGY TRAINING SYSTEM**  
Training submachine gun with calibre 5.56 UTM.



**Colour:** ■ Light blue



**CM - COLOUR MARKER  
LOW-ENERGY TRAINING SYSTEM**

Calibre: 11.4 mm CM

Complete P30 CM system

Marker colours: white, yellow

Marker material: food dye

Cartridge: polymer

Protective equipment: \* Face and eye protection, normal uniform.

Muzzle velocity: ø 60 m/s | Muzzle energy: 1.3 J

Application/training scenarios: training situations including deployment training (individual and team training), weapons handling training

\*Please note the manufacturer information/recommendations regarding the protective equipment

**SIMUMITION FX - MARKING CARTRIDGES  
HIGH-ENERGY TRAINING SYSTEM**

Calibre: 9 mm FX

Complete P30 FX system

Marker colours: red, blue, white, green, yellow, orange

Marker material: based on washing-up liquid

Cartridge: copper alloy

Protective equipment: \* protection for head, neck and soft tissue. We recommend full body protection.

Muzzle velocity: ø 110-150 m/s | Muzzle energy: ~ 3.0-5.6 J

Application/training scenarios: individual or team situations, anti-terror combat, close quarters battle (CQB), military operations in urban terrain as well as fighting in built-up areas (MOUT/FIBUA), personal protection, forest combat

**UTM - MAN MARKER ROUNDS  
HIGH-ENERGY TRAINING SYSTEM**

Calibre: 5.56 mm UTM

Complete MP7 UTM system

Marker colours: red, blue, white, green, yellow

Marker material: based on wax

Cartridge: aluminium/steel

Protective equipment: \* protection for head, neck and soft tissue. We recommend full body protection including normal clothing and protective gloves.

Muzzle velocity: ø 122 m/s | Muzzle energy: ø 3.3 J

Application/training scenarios: individual or team situations, anti-terror combat, close quarters battle (CQB), military operations in urban terrain as well as fighting in built-up areas (MOUT/FIBUA), personal protection, forest combat

# FX/CM

FX training weapons are dedicated and adapted weapons to emulate realistic training scenarios. The complete P30 FX system is exclusively compatible with training rounds and prevents users from loading live rounds.

The FX cartridge is a marker round with colour projectiles. This cartridge type is available in red, blue, green, white and for weapons with calibre 9 mm FX. The bullet is squashed upon impact. Paint escapes from the nominal break points. In this process, the target is coated in paint. The FX training system is used by authorities and armed forces for deployment and combat training. In this process, participants are required to wear dedicated protective equipment. A secure training area is also a basic requirement to exclude putting the environment at risk.

As an in-house development, the P30 CM is a pollutant-free, pneumatically operated marker weapon with calibre 11.4 mm. The training weapon was designed for no-risk training and for simulating potentially hazardous situations at short range.

A polymer projectile containing food dye is used as the marker medium. The ammunition is available in orange and white. The projectile bursts upon impact with the target. The paint escapes, thus marking the target. The P30 CM is predominantly used by authorities and security forces in situational training, training in sensitive areas, such as the inside of aircrafts and to train weapons handling. It does not require dedicated protective equipment. Regular uniforms are suitable for training. We additionally recommend to wear protective equipment for head and soft tissue. The P30 CM is suitable for training in any environment. There is no need for an enclosed training area.

Fig. P30 FX



#### FX SIMUNITION – FEATURES AT A GLANCE

- Longest standing provider of lethal and non-lethal training ammunition
- Complete system prevents unintended loading of live rounds
- Complete system conserves service weapons and minimises bolt group wear

Fig. P30 CM



#### CM – FEATURES AT A GLANCE

- Cost-efficient, high-quality colour marker projectiles
- Compressed air used as the filling medium and propulsion (no CO<sub>2</sub> pollution)
- No enclosed training area required/suitable for training in any environment
- Minimum protective equipment required for maximum freedom of movement
- High functional reliability according to HK quality requirements
- No pressure/energy fluctuations compared with CO<sub>2</sub>/RAM systems
- Reusable reservoirs instead of disposable cartridges
- Low energy density prevents injuries even with minimal protective equipment
- Pollutant-free filling and marking medium
- Pollutant-free shooting without ventilation systems

# UTM



UTM training weapons have been specially adapted for use with training and simulation ammunition. The complete MP7 UTM system is exclusively compatible with training rounds and prevents users from loading live rounds.

Man Marker cartridges are marker ammunition on a wax basis, available in red, green, blue, white, yellow and with calibre 5.56 UTM. The wax is pressed through a cross-shaped polymer cage upon impact of the projectile, thus marking the target. The UTM training system is used by military and law enforcement users as well as weapons training facilities to simulate combat scenarios and for realistic force-on-force or force-on-target weapons training. The training system requires two layers of protective clothing, a face mask, protective goggles and protective gloves. A secure training area is also a basic requirement to exclude putting the environment at risk.

## UTM – FEATURES AT A GLANCE

- Complete system prevents unintended loading of live rounds
- High system precision characteristics
- Low level of fouling deposits in the weapon and the barrel when using UTM ammunition
- Competitive ammunition price
- Complete system conserves service weapons and minimises bolt group wear



Fig. MP7 A1 UTM

## TECHNICAL DATA – TRAINING WEAPONS

	P30 FX	P30 CM	MP7 A1 UTM
Calibre	9 mm FX	11.4 mm CM/.45 CM	5.56 mm UTM
Operating principle	Recoil-operated	Compressed air propulsion	Momentum propulsion
Bolt group system	Modified Browning locking system	Blowback	Blowback
Magazine capacity	15 rounds	7 paint rounds	20   30 rounds
Trigger system	SA/DA, CDA/DA, CDA, DAO	CDA	–
Modes of fire	–	–	0-1-D
DIMENSIONS			
Length min.   max.	approx. 181 mm	approx. 177 mm	approx. 415 mm   638 mm
Width	approx. 35 mm	approx. 35 mm	approx. 51 mm
Height	approx. 138	approx. 139	approx. 169
Barrel length	approx. 98 mm	approx. 101 mm	approx. 10 mm
Sight radius	approx. 148 mm	approx. 148 mm	approx. 230 mm
WEIGHTS			
Weapon	approx. 0.740 kg	approx. 0.850 kg	approx. 1.900 kg
Magazine <sup>1</sup>	approx. 0.093 kg	approx. 0.385 kg	approx. 0.100 kg
OTHER DATA			
Trigger pull	approx. 24 N	approx. 24 N	approx. 30 - 45 N
Rate of fire	–	–	approx. ???
Muzzle velocity	approx. 120 m/s (v <sub>0</sub> )	approx. 60 m/s (v <sub>0</sub> )	approx. 122 m/s
Muzzle energy – E0 –	approx. 3.66 J	approx. 1.3 J	approx. 3.3 J
Barrel profile   twist	"Land and grooves rifling", 6 grooves   right-hand twist	Smooth barrel	"Land and grooves rifling", 6 grooves   right-hand twist
Sight	Open, post front sight with contrast points (luminescent)	Open, post front sight with contrast points (luminescent)	Iron sight <sup>2</sup>

<sup>1</sup> Magazine empty | <sup>2</sup> Various sights can be mounted

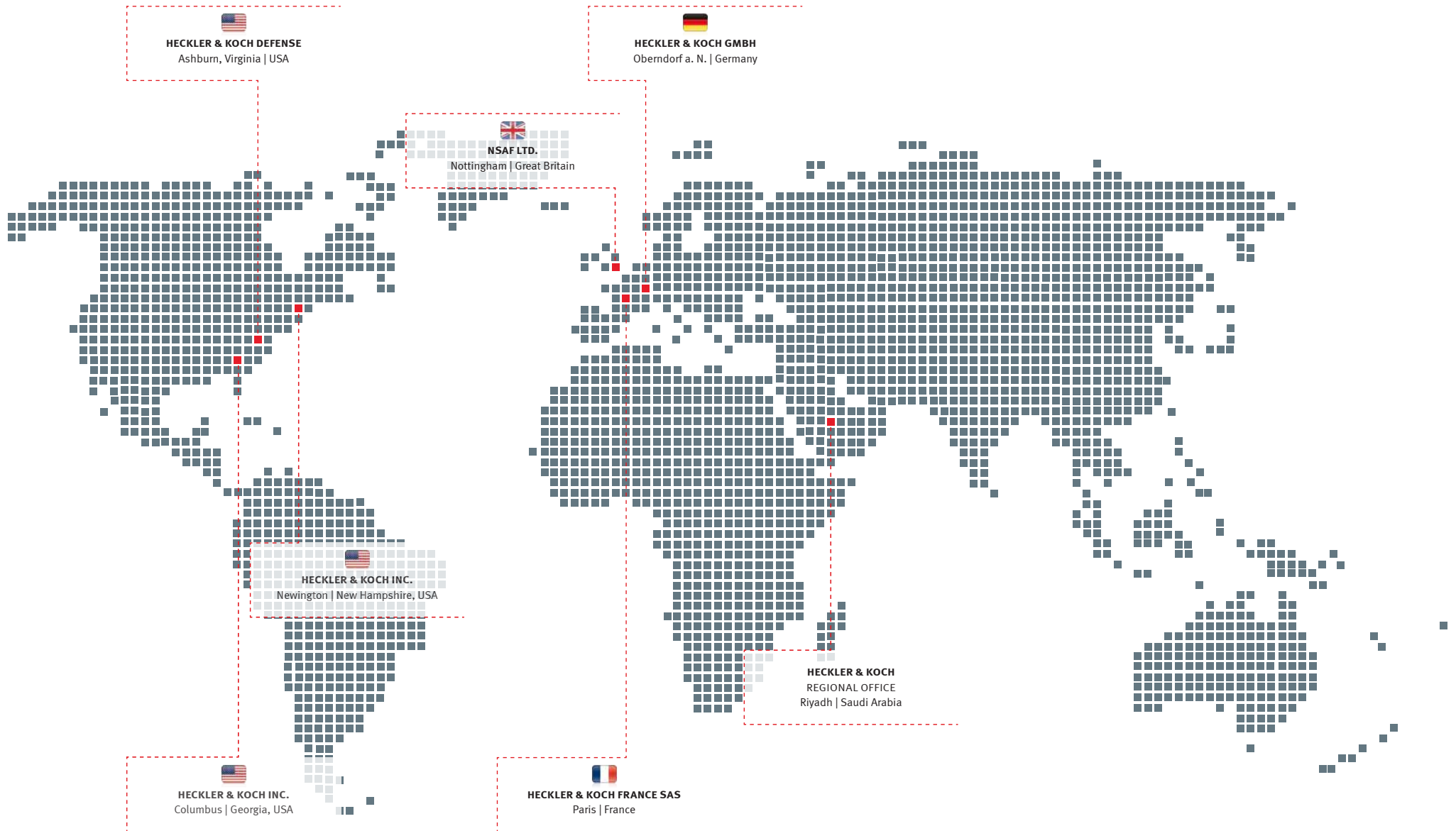
## TRAINING AMMUNITION

	SIMUNITION FX	CM	UTM
Designation	FX marking cartridge	Colour marker	Man marker rounds
Calibre	9 mm FX	11.4 mm CM/.45 CM	5.56 mm UTM
Requirement	Complete P30 FX system	Complete P30 CM system	Complete MP7 UTM system
Marker colours	Red, blue, white, green, yellow, orange	White, orange	Red, blue, white, green, yellow
Paint composites	Soap-based	Food dye	Wax-based
Cartridge case	Copper alloy	Polymer	Aluminium/steel
Protective equipment	Protective equipment for head, neck and soft tissue. We recommend full body protection.	Face mask, protective goggles and soft tissue protection. Suitable for use in uniforms.	Face mask, protective goggles and soft tissue protection. We recommend protective gloves and two layer of clothing.
Operating temperatures	-8°C - 40°C	n/ a	-5°C - 40°C
Bullet mass	0.5 g (7 gr)	~ 0.85 g (13.1 gr)	0.45 g (6.9 gr)
Muzzle velocity	200 m/s at V3.5, 21°C - 5.56 mm 110-150 m/s, 21°C - 9mm	58m/s at V0 - 11.4 mm	122 m/s, 21°C - 5.56 mm 102 m/s, 21°C - 9mm
Area energy	High energy 0.12 J/mm <sup>2</sup>	Low energy 0.01 J/mm <sup>2</sup>	High energy 0.13 J/mm <sup>2</sup>
Noise level	~ 130 - 139 dB	n/ a	113 dB



# LOCATIONS WORLDWIDE

# LOCATIONS WORLDWIDE



HEADQUARTERS



**HECKLER & KOCH GMBH**  
Heckler & Koch-Straße 1 | 78727 Oberndorf a. N.  
Germany  
Phone: +49 (0)742379-0 | Fax: +49 (0)742379-2350  
hkinfoboard@heckler-koch-de.com

SUBSIDIARIES



**HECKLER & KOCH DEFENSE**  
19980 Highland Vista Drive, Suite #190 | Ashburn, VA 20147  
USA  
Phone: +1 (0)703450-1900 | Fax: +1 (0)703450-8160  
info@heckler-koch-us.com

**HECKLER & KOCH INC.**  
5675 Transport Boulevard | Columbus, Georgia 31907  
USA  
Phone: +1 (0)706568-1906 | Fax: +1 (0)706568-9151  
cs@heckler-koch-us.com



**NSAF LTD.**  
P. O. Box 7151 | Nottingham NG7 2TD  
Great Britain  
Phone: +44 (0)11592487-20 | Fax: +44 (0)11592487-30  
enquiries@heckler-koch-uk.com



**HECKLER & KOCH FRANCE SAS**  
7, Rue de la plaine | 78860 Saint-Nom-La-Bretèche  
France  
Phone: +33 (0)1610623-00 | Fax: +33 (0)1610623-09  
info@heckler-koch-fr.com

REGIONAL OFFICES

**HECKLER & KOCH**  
Liaison Office Riyadh | Saudi Arabia  
Phone: +966 (0)14789320 | hekksa@nesma.net.sa



**HECKLER & KOCH GMBH**

HECKLER & KOCH-STRASSE 1 | 78727 OBERNDORF A. N. | GERMANY  
TEL: +49 (0)742379-0 | FAX: +49 (0)742379-2350  
HKINFOBOARD@HECKLER-KOCH-DE.COM | WWW.HECKLER-KOCH.COM

Image sources: Courtesy of Krauss-Maffei Wegmann